



County Hall
Cardiff
CF10 4UW
Tel: (029) 2087 2000

Neuadd y Sir
Caerdydd
CF10 4UW
Ffôn: (029) 2087 2000

CORRESPONDENCE FOLLOWING THE COMMITTEE MEETING

Committee ENVIRONMENTAL SCRUTINY COMMITTEE

Date and Time of Meeting TUESDAY, 5 SEPTEMBER 2017, 4.30 PM

Please find below correspondence send by the Committee Chair following the meeting, together with any responses received.

For any further details, please contact scrutinyviewpoints@cardiff.gov.uk

11 **Appointment of Chairperson and Committee Membership** *(Pages 3 - 112)*

This page is intentionally left blank

Ref: RDB/RP/MM/05.09.2017

13 September 2017

Councillor Michael Michael,
Cabinet Member for Clean Streets, Recycling & Environment,
County Hall,
Atlantic Wharf,
Cardiff CF10 4UW.



Dear Councillor Michael,

Environmental Scrutiny Committee – 5 September 2017

On behalf of the Environmental Scrutiny Committee I would like to thank you and the officers from the City Operations Directorate and Commercial & Collaborative Services for attending the Committee meeting on Tuesday 5 September 2017. As you are aware the meeting considered items titled 'Managing Street Cleanliness & Total Street Scene in Cardiff' and 'Managing Recycling in Cardiff'. The comments and observations made by Members following this item are set out in this letter.

Managing Street Cleanliness & Total Street Scene in Cardiff

Ward Action Plans – All of the Members agreed that creation of the ward based action plans to help improve cleanliness and street scene was a good idea; several of the newly elected Members were a little concerned as to why this approach didn't already exist! They agreed that trialling the new plans across a few wards was a good idea and that the trial sample should include wards with differing characteristics. The Committee liked the initial 'Ward Action Plan' template produced at the meeting and felt that it included the correct information, for example, the inclusion of a detailed 'Ward Action Plan Map' that illustrated the type and location of activities that needed to take place. They believe that local councillors have to be key stakeholders in the development of the plans as they are best placed to provide the required local knowledge. In addition to this local residents and community groups should be consulted on the structure and content of the plans. Members suggested

that the views of local residents could be collected alongside the 'Ask Cardiff Survey'.

Waste Enforcement Fines – The topic of issuing fines for littering and other waste enforcement matters was discussed extensively during the meeting. Members were concerned that some areas received a disproportionately high number of fines (Cathays accounted for just over 45% of fines issued during 2016/17), while other areas received none (Caerau, St Mellons and Ely only received one fine between them in 2016/17). This resulted in the Committee questioning the equity of resource allocation and wider approach taken to waste enforcement. As a consequence Members would like you to answer or provide information on the following:

- Why 815 fines were issued in Cathays during 2016/17 when eighteen wards received a zero or single figure number of waste enforcement fines;
- Provide information on the total number of waste enforcement actions, fines issued and fines actually paid on a ward by ward basis for 2016/17 and 2017/18 to date. This should include the financial value of fines issued and paid;
- A ward by ward summary of the complaint data for waste enforcement issues for 2016/17 and 2017/18 to date;
- An explanation as to why 922 fines were issued for waste enforcement in the Cathays ward compared to 135 for the same period (2016/17 & 2017/18) in the Plasnewydd ward. Members were a little puzzled at this since they feel that both areas are similar in terms of population and housing stock characteristics.

Waste Enforcement – Landlord v Tenant Responsibility – At the meeting I asked a question about what our options were in terms of targeting landlords or tenants for dealing with waste enforcement issues at rental properties. You explained that it would be difficult to hold landlords accountable for waste issues created by the tenants; my view was that landlords are in fact running a commercial operation and so should at least in part be held accountable for the actions of their tenants. I understand that some local authorities have had success in dealing with waste enforcement issues at rental properties by

involving landlords at the earliest possible opportunity. I would be grateful if you could arrange for the matter to be investigated so that the Council is able to identify best practice by other local authorities. Feedback on the results of this work would be appreciated by the Committee.

Cathays – As has already been mentioned the topic of waste enforcement activity in Cathays was discussed during the meeting. Members were concerned that over 45% of the fines issued were within that ward which seemed disproportionately high when compared to all other wards. A Member asked if in fact too much waste enforcement was being carried out in Cathays to the annoyance of permanent residents. They she felt were being targeted in the same way as temporary residents, for example, students. She felt that a review of the current waste enforcement approach was required and that this should include detailed consultation with permanent local residents. I would be grateful if you could look into this and provide the committee with feedback.

Fly Tipping – The item highlighted that fly tipping had increased by 28% between 2015/16 and 2016/17; the Committee was concerned by this large rise in a relatively short period of time. You explained that managing fly tipping levels was a challenge, and that the increase was partly due to changing definitions and reporting standards. I would be grateful if you could provide the Committee with the following:

- The fly tipping definition that the Council is currently working against;
- A summary of the way that fly tipping incidents are currently reported and logged;
- Information on the changing fly tipping definitions and reporting approaches for the last five years;
- A breakdown of the fly tipping incidents by type on a ward by ward basis for 2015/16, 2016/17 and 2017/18 to date.

Sickness Rates - During the meeting I asked about how the recent increases in sickness rates had affected work being delivered by Neighbourhood Services. The Director for City Operations explained that there had been a

recent increase in sickness rates in City Operations and across the Council as a whole; he also explained that work was ongoing across the City Operations Directorate to reduce sickness rates. Members feel that it is important to monitor sickness levels going forward and have asked for a breakdown of City Operations sickness rates for 2016/17 and 2017/18; this should include analysis of long and short term sickness absence.

Funding from the Financial Resilience Mechanism – A Member asked why the Financial Resilience Mechanism had been used to allocate a one off payment of £150,000 to Neighbourhood Services to assist with enforcement activities. As you will be aware the financial contribution is being used to support seven FTE posts within enforcement to enable city centre / city wide waste enforcement teams to work three afternoons and weekends to deliver a high quality 'Total Street Scene' service to the residents of Cardiff. He and other Members were concerned that the funding was only for one year and wanted to know how this important additional enforcement work would be delivered once the current financial year ends. I'd be grateful if you could provide an explanation on why this funding will only last for one year and assurance around how this additional enforcement work will be delivered in future years.

Vodafone Partnership – An officer explained that the Council will be entering into a public / private partnership with Vodafone so that it can access the Vodafone Smart Camera System. It is hoped that using this system will improve the Council's ability to target fly tipping in Cardiff. Members would like more information on the system, how it will work, anticipated benefits and a timeline for implementation.

LEAMS Performance – Towards the end of the meeting I asked a question as to why LEAMS performance fell sharply during the period September 2016 to March 2017 and then rapidly improved in the period March 2017 to May 2017. An officer suggested some reasons for this sudden rise and fall, however, was unable pinpoint the exact reasons for the deviation. I'd be grateful if you could investigate the reason(s) for the sudden fall and rise in LEAMS performance and report your findings back to the Committee.

Improving Litter Management & Street Cleanliness – Task & Finish

Exercise – The Environmental Scrutiny Committee approved its work programme for 2017/18 at the meeting on the 5 September. Members of the Committee identified improving litter management and street cleanliness as their top priority and so have agreed to run a task & finish exercise on this subject in early 2018. I will ensure that you and officers from City Operations are kept up to speed on the work being undertaken to scope and develop this piece of work.

Managing Recycling in Cardiff

Waste Facilities Visit – I would like to thank Pat McGrath, Andrew Williamson and the other staff from Commercial & Collaborative Services for arranging the Waste Facilities Visit for the Environmental Scrutiny Committee on the 24th August. The Members who took part in the visit found it very worthwhile as it substantially increased their understanding of the vast waste processing infrastructure required to deal with the waste collected in Cardiff. They feel that the visits to Lamby Way, the Materials Reclamation Facility, Cardiff's composting facility, the Kelda Organic Waste Treatment Facility and Viridor Energy from Waste Facility will put them in a much better position to scrutinise waste management items in the next 12 months.

Recycling Facilities Trips for Schools – As explained above the Members felt that they benefited educationally from the waste facilities visit on the 24 August. Following on from the visit they feel that local schools could benefit from similar trips which could help reinforce the Council's recycling message to future generations. Therefore, I'd be grateful if you could pass on contact details for each of the facilities so that Committee members are able to share the information with school's in their wards. I would also appreciate it if you could provide details on the number of schools that have undertaken such visits (to include the name of the schools).

Recycling App – Members were pleased to hear that a Council wide app is currently being developed to include functions capable of reporting on a range

of waste management issues. The Committee feel that the creation such an app is very worthwhile, particularly if it functionally easy to use. They would appreciate it if you could provide the Committee of an example of how it will work.

Household Waste Recycling Centre – The current use of and future development of Household Waste Recycling Centres was discussed in some detail at the meeting. Following on from this discussion I would be grateful if you could provide the Committee with the following information:

- Members would like to know when the Wedal Road Household Waste Recycling Centre will be closing and have confirmation as to whether the site will be redeveloped into reuse facility;
- During the earlier item titled 'Managing Street Cleanliness & Total Street Scene in Cardiff', the Committee noted that there had been a 28% increase in fly tipping between 2015/16 and 2016/17. I would be grateful if you could provide an analysis of fly tipping in the east of the city for the period 2015/16 to 2017/18.

Bespoke Approach to Recycling – Members acknowledge that the Council has done exceptionally well in the last decade to push recycling rates up to the current Welsh Government statutory recycling target of 58%, however, increasing performance to 64% by 2019/20 and 70% by 2024/25 presents a major challenge to the Council. The Committee are aware that recycling rates vary significantly between wards and that more support is required by some communities to maximise their recycling potential. Concentrations of blocks of flats, houses of multiple occupation, cultural differences and other factors can present recycling challenges to the Council so it is clear that taking a 'one size fits all' approach isn't going to be practical in helping meet the outstanding 6% and 12% statutory target increases. With this in mind Members encourage you to look to develop niche or bespoke approaches to recycling in certain wards or even streets. This might include taking a slightly different approach to communicating with and listening to certain groups, delivering more education in particular areas or even taking a different approach to localised waste containerisation. The Committee feels that the

best way to identify such improvement measures is to pilot trials in small areas to find out what works well and then to replicate successful practice.

Co-mingling v Kerbside Sort Approach – It is fair to say that Member opinion on whether to stick rigidly to the current co-mingling approach or to start phasing in new elements of kerbside sort were mixed. Some of the Committee were firmly against making the current co-mingling approach any more complicated, whilst others felt that introducing new elements of the kerbside sort approach should be considered as long as implementation is evidence based. With this in mind, should you propose implementing any such future changes to the waste collection system then we would be keen to scrutinise the proposals and continue our co-mingling verses kerbside sort debate.

I would be grateful if you would consider the above comments and provide a response to the content of this letter.

Regards,

Handwritten signature of Ramesh Patel in black ink.

Councillor Ramesh Patel
Chairperson Environmental Scrutiny Committee

Cc:

Andrew Gregory – Director for City Operations
Matt Wakelam – Operational Manager, Infrastructure & Operations
Tara King – Assistant Director for Commercial & Collaborative Services
Jane Cherrington – Operational Manager, Strategy & Enforcement
Pat McGrath – Operational Manager, Infrastructure Projects
Davina Fiore – Director of Governance & Legal Services
Members of the Environmental Scrutiny Committee

This page is intentionally left blank

**SWYDDFA CYMORTH Y CABINET
CABINET SUPPORT OFFICE**



County Hall
Cardiff,
CF10 4UW
Tel: (029) 2087 2087
www.cardiff.gov.uk

Neuadd y Sir
Caerdydd,
CF10 4UW
Ffôn: (029) 2087 2088
www.caerdydd.gov.uk

Fy Nghyf / My Ref : CM38405

Eich Cyf / Your Ref :

Dyddiad / Date: 17th October 2017

Councillor Ramesh Patel
Chairperson
Environmental Scrutiny Committee
County Hall
CARDIFF

Annwyl / Dear Councillor Patel

Environmental Scrutiny Committee - 5 September 2017 - Various

Thank you for your letter dated 13th September 2017 regarding comments received from Environmental Scrutiny Committee. I have now had an opportunity to consider your questions and am able to advise as follows:

Managing Street Cleanliness & Total Street Scene in Cardiff

Ward Action Plans – All of the Members agreed that creation of the ward based action plans to help improve cleanliness and street scene was a good idea; several of the newly elected Members were a little concerned as to why this approach didn't already exist! They agreed that trialling the new plans across a few wards was a good idea and that the trial sample should include wards with differing characteristics. The Committee liked the initial 'Ward Action Plan' template produced at the meeting and felt that it included the correct information, for example, the inclusion of a detailed 'Ward Action Plan Map' that illustrated the type and location of activities that needed to take place. They believe that local councillors have to be key stakeholders in the development of the plans as they are best placed to provide the required local knowledge. In addition to this local residents and community groups should be consulted on the structure and content of the plans. Members suggested that the views of local residents could be collected alongside the 'Ask Cardiff Survey'.

It has been agreed that Officers will undertake a pilot of 4 Ward Action Plans across the City to support their final development and engage Local Members on the information they contain. The Wards have been selected based on location in the City and the differing types of concerns or issues each ward may need addressing.

ATEBWCH I / PLEASE REPLY TO :

Swyddfa Cymorth Y Cabinet / Cabinet Support Office, Ystafell / Room 611, Neuadd y Sir, County Hall, Glanfar Iwerydd / Atlantic Wharf, Caerdydd, Cardiff, CF10 4UW

difference | gwnewch wahaniaeth

Grangetown – Central West Ward.
Adamsdown – Central East Ward.
Trowbridge – Southern Arc Ward.
Whitchurch and Tongwynlais – Outer Ward.

Officers will now be meeting with Local Members in October / November to initiate the Ward action Plans in these areas and work with them as key stakeholders.

Consideration will be made, following the initial work, to engage with residents and community groups and how Officers capture information from all the work undertaken by the Council.

Waste Enforcement Fines – The topic of issuing fines for littering and other waste enforcement matters was discussed extensively during the meeting. Members were concerned that some areas received a disproportionately high number of fines (Cathays accounted for just over 45% of fines issued during 2016/17), while other areas received none (Caerau, St Mellons and Ely only received one fine between them in 2016/17). This resulted in the Committee questioning the equity of resource allocation and wider approach taken to waste enforcement. As a consequence, Members would like you to answer or provide information on the following:

Why 815 fines were issued in Cathays during 2016/17 when eighteen wards received a zero or single figure number of waste enforcement fines;

Provide information on the total number of waste enforcement actions, fines issued and fines actually paid on a ward by ward basis for 2016/17 and 2017/18 to date. This should include the financial value of fines issued and paid;

A ward by ward summary of the complaint data for waste enforcement issues for 2016/17 and 2017/18 to date;

An explanation as to why 922 fines were issued for waste enforcement in the Cathays ward compared to 135 for the same period (2016/17 & 2017/18) in the Plasnewydd ward. Members were a little puzzled at this since they feel that both areas are similar in terms of population and housing stock characteristics.

Cathays Ward

The Waste Education & Enforcement Team help the authority deliver effective and efficient waste management measures to tackle waste related issues that detrimentally affect the local environmental quality of our communities.

Prior to enforcement action, the Waste Education and Enforcement Team aim to deliver targeted campaigns by providing information and advice to residents, businesses, and visitors to Cardiff about regulations, responsibilities and duties. Education is not required to secure successful prosecutions for most littering and waste offences. However, educational campaigns play an important role to raise awareness about issues and changing people's behaviour about how to manage their waste. Enforcement ensures that individuals and businesses are accountable for their actions.

Objective: to change the behaviour of residents on how they store and present their waste through engagement and enforcement activities.

The Waste Education and Enforcement team have been tackling waste storage and presentation issues in the Cathays area for many years, there is a dedicated team currently supported by the university and an additional team supported by Cardiff Council.

	2015 - 2016	2016- 2017
Education and engagement	1,545	5,500
Incorrect Waste presentation investigation and engagement (including s46)	1,420	5,059
Incorrect Waste Storage investigation and engagement (frontages)	91	229
Waste Enforcement Action (FPNS)	283	781
Total Actions	3,339	11,569

There has been a significant improvement in Cathays with regards to the transient students that live in the area and this behavioural change has evolved due to the engagement and enforcement activities undertaken delivering the 'Love Where You Live' initiative. The positive taken from this is that people are adhering to education provided. Both education and enforcement will reduce the number of ongoing offences through 'word of mouth' and a culture of having improved behaviours.

There has been a noted significant reduction in complaints from residents, visitors and local members and an increase in public and councillor compliments on the service being provided.

Fines

The statistics requested for activities ward by ward for 2016-17 and 2017-18 to date is attached.

2016/17

	Offence	FPN Amount	Total issued	Income Total	Activity less Waived /Legal	Income less waived /legal	Avr Activity Per Month
	section 46 Notice £100	£100.00	854	£85,400.00	714	£ 71,400	59.50
Waste FPNS	section 47 notice £100	£100.00	153	£15,300.00	113	£ 11,300	9.42
	waste transfer note request £300	£300.00	292	£87,600.00	144	£ 43,200	12.00
	WTN & WCR request £300	£300.00	1	£300.00	1	£ 300	0.08
WASTE TEAM	Litter - Commercial DOC £80	£80.00	19	£1,520.00	18	£ 1,440	1.50
	Litter - Domestic DOC £80	£80.00	255	£20,400.00	219	£ 17,520	18.25

2017/18

	Offence	Month	April	May	June	QTR 1	July	August
WASTE TEAM	Waste FPNS	section 46 Notice £100	78	19	31	128	23	25
		section 47 notice £100	9	5	5	19	6	0
		waste transfer note request £300	12	20	31	63	0	61
		WTN & WCR request £300	0	1	1	2	17	0
		Litter - Commercial DCC £50	2	0	1	3	0	1
		Litter - Domestic DCC £50	20	24	14	58	25	13

As the fines are still in process in 2017/18 it is not possible to indicate payment levels at this time but a review will be carried out at year end.

Complaint Data

April- June 2017

Request details	quick find data	Apr-17	May-17	Jun-17
Collection date query	WBQ01	364	193	182
Storage / Access	WBQ10	7	5	3
Active recycler	WBQ11	3	4	7
Thanks	WBQ13	35	32	48
Bag stockists/outlets	WBQ15	20	7	10
Multiple bag request	WBQ36	0	0	0
Enforcement Issue - Information Given	WBQ42	33	64	82
Enforcement Issue - transferred)	WBQ43	137	154	120
Assisted Lift query	WBQ44	19	10	9
Query about changing schemes	WBQ47	0	0	0
Information given on Bin Sizes	WBQ48	34	43	46
Information given on additional Bin Requirements	WBQ49	0	0	0
No Bin Required Customer on Tri Bag	WBQ50	1	1	1
Fixed Penalty Notice Payment - transferred	WBQ51	26	35	25
Content query)	WBQ52	159	168	175
Response to Enforcement Letter	WBQ53	2	0	0
Future Startaegy query	WBQ54	6	12	2
Waste and Recycling Enq - Information Given	WBQ55	20	12	17
Seasonal Waste Collections	WBQ60	300	10	1
Asbestos query	WBQ61	12	15	17
Flytipping	WBQ62	72	56	67
Flytipping - Asbestos Query	WBQ63	3	2	0
	Total	1253	823	812

Request details	quick find data	Apr-17	May-17	Jun-17
Council to call member of public	WBR06	25	33	23
Home visit required	WBR09	5	4	9
Literature required	WBR10	57	40	61
Literature required - Language	WBR11	0	1	0
Education Request:Communal Bin Issue	WBR33	6	2	2
Education Request:Kerbside Issue)	WBR34	3	4	2
Kerbside Caddy - Caddy to be returned	WBR40	0	0	0
Call Back Required - Flats	WBR43	0	1	1
Accumulation Request	WBR45	60	63	79
Early or Late bags	WBR48	62	59	82
Enforcement Issue	WBR49	141	158	116
Fixed Penalty Notice Issue	WBR50	1	3	2
Littering Witness report	WBR51	6	8	7
Dog Fouling Sticker Request	WBR54	6	6	8
Dog fouling details of an offender	WBR55	8	8	3
Additional Black Bin Request	WBR56	40	51	37
Fixed Penalty Notice Payment - call-back req	WBR57	12	12	11
Abandoned Shopping Trolley	WBR58	0	3	3
Assisted Lift Stickers	WBR59	19	21	22
Council to call Member of Public - Enforcement	WBR60	36	17	48
Assisted Lift Query	WBR61	7	6	7
Flytipping	WBR62	407	406	592
Flytipping Asbestos	WBR63	2	5	10
Flytipping- Dumped Fridge/freeze	WBR64	35	23	50
	Total	938	934	1175

January – March 2017

Request details	quick find data	Jan-17	Feb-17	Mar-17
Collection date query	WBQ01	290	131	244
Storage / Access	WBQ10	3	4	7
Active recycler	WBQ11	4	7	5
Thanks	WBQ13	30	16	41
Bag stockists/outlets	WBQ15	27	18	14
Multiple bag request	WBQ36	1	4	2
Enforcement Issue - Information Given	WBQ42	40	46	67
Enforcement Issue - transferred)	WBQ43	101	129	147
Assisted Lift query	WBQ44	12	10	8
Query about changing schemes	WBQ47	0	0	0
Information given on Bin Sizes	WBQ48	28	21	39
Information given on additional Bin Requirements	WBQ49	0	0	0
No Bin Required Customer on Tri Bag	WBQ50	1	1	0
Fixed Penalty Notice Payment - transferred	WBQ51	42	42	43
Content query)	WBQ52	212	133	162
Response to Enforcement Letter	WBQ53	2	2	2
Future Startaegy query	WBQ54	3	2	8
Waste and Recycling Eng - Information Given	WBQ55	14	9	14
Seasonal Waste Collections	WBQ60	279	130	392
Asbestos query	WBQ61	9	12	21
Flytipping	WBQ62	84	65	104
Flytipping - Asbestos Query	WBQ63	0	0	3
	Total	1182	782	1323

Request details	quick find data	Jan-17	Feb-17	Mar-17
Council to call member of public	WBR06	21	22	26
Home visit required	WBR09	2	6	6
Literature required	WBR10	50	58	74
Literature required - Language	WBR11	0	0	0
Education Request:Communal Bin Issue	WBR33	7	2	2
Education Request:Kerbside Issue)	WBR34	5	4	4
Kerbside Caddy - Caddy to be returned	WBR40	0	0	0
Call Back Required - Flats	WBR43	0	0	1
Accumulation Request	WBR45	86	86	97
Early or Late bags	WBR48	43	53	83
Enforcement Issue	WBR49	133	133	153
Fixed Penalty Notice Issue	WBR50	8	9	1
Littering Witness report	WBR51	8	4	10
Dog Fouling Sticker Request	WBR54	20	14	20
Dog fouling details of an offender	WBR55	14	13	8
Additional Black Bin Request	WBR56	77	66	64
Fixed Penalty Notice Payment - call-back req	WBR57	23	10	14
Abandoned Shopping Trolley	WBR58	0	4	6
Assisted Lift Stickers	WBR59	16	13	19
Council to call Member of Public - Enforcement	WBR60	28	54	60
Assisted Lift Query	WBR61	19	9	4
Flytipping	WBR62	518	451	598
Flytipping Asbestos	WBR63	2	5	8
Flytipping- Dumped Fridge/freeze	WBR64	17	33	33
	Total	1097	1049	1291

Note: The above data is held by C2C and relates to requests made for service.

Cathays compared to Plasnewydd

Plasnewydd ward has a dedicated team like that of Cathays but there has been additional educational action in Cathays. This is where Officers visit every property in an area and ensure that residents / tenants are aware of their duties. This process allows enforcement to follow promptly for non-compliance. The reason for this approach was that the Enforcement Team were struggling with all of the issues in student dominant areas and that education was delaying any meaningful action which meant that Cathays was not able to be sustainably managed in terms of waste issues.

This education activity will extend to 10 streets in Plasnewydd in 2017/18.

Waste Enforcement – Landlord v Tenant Responsibility – At the meeting I asked a question about what our options were in terms of targeting landlords or tenants for dealing with waste enforcement issues at rental properties. You explained that it would be difficult to hold landlords accountable for waste issues created by the tenants; my view was that landlords are in fact running a commercial operation and so should at least in part be held accountable for the actions of their tenants. I understand that some local authorities have had success in dealing with waste enforcement issues at rental properties by involving landlords at the earliest possible opportunity. I would be grateful if you could arrange for the matter to be investigated so that the Council is able to identify best practice by other local authorities. Feedback on the results of this work would be appreciated by the Committee.

Tenants are responsible for the waste they present. However, Neighbourhood Services Enforcement has been working with both Rent Smart Wales and housing enforcement to implement a procedure ensuring land lords / property owners take responsibility for tenant waste. A training programme for landlords registering for a licence with Rent Smart Wales has been created which includes providing information explaining what responsibilities landlords, letting agents and tenants have in safely storing and disposing of waste from rental properties.

Cathays – As has already been mentioned the topic of waste enforcement activity in Cathays was discussed during the meeting. Members were concerned that over 45% of the fines issued were within that ward which seemed disproportionately high when compared to all other wards. A Member asked if in fact too much waste enforcement was being carried out in Cathays to the annoyance of permanent residents. She felt were being targeted in the same way as temporary residents, for example, students. She felt that a review of the current waste enforcement approach was required and that this should include detailed consultation with permanent local residents. I would be grateful if you could look into this and provide the committee with feedback.

Noted. Targeted consultation is a timely and costly exercise and therefore it would be beneficial to work with the Local Members in Cathays and Plasnewydd to agree an approach to ensure that residents are content with the approach by Neighbourhood Services Enforcement Officers. There is currently no indication from correspondence from residents or Local Members, on behalf of residents, to support any indication that the enforcement activity is over zealous.

Fly Tipping – The item highlighted that fly tipping had increased by 28% between 2015/16 and 2016/17; the Committee was concerned by this large rise in a relatively short period. You explained that managing fly tipping levels was a challenge, and that the increase was partly due to changing definitions and reporting standards. I would be grateful if you could provide the Committee with the following:

The fly tipping definition that the Council is currently working against;

The fly tipping definitions are from Fly Tipping Action Wales “*Waste DataFlow Fly-tipping Module - Best Practice Guidance for Wales*” Version 1.1. Last amended August 2017

Categories for fly tipping

When mixed loads are identified, USE the DOMINANT WASTE TYPE to determine which of the following categories to use.

Animal carcasses means any agricultural, working or pet animals or parts of animals.

Green means any vegetation/prunings and clean soil including tree trunks and branches.

Vehicle parts means any mechanical parts, components and panels of vehicles except tyres and batteries (see below).

White goods means fridges, freezers, washing machines and other kitchen appliances.

Other electrical means TVs, computer equipment, vacuum cleaners, radios, fluorescent tubes, circuit boards and car batteries etc.

Tyres means vehicle tyres regardless of whether they are on the wheel rim or off the rim.

Asbestos means all forms of asbestos including cement or other bonded asbestos.

Clinical means hospital or healthcare waste such as blood, tissue, needles, soiled dressings, drugs etc that is infectious or could cause harm in some way. It may be produced from hospitals, medical, nursing, dental, veterinary, pharmaceutical or similar practices or from home treatment e.g. home based dialysis machines.

Construction/demolition/excavation means waste from the construction, repair, maintenance and demolition of buildings and structures including roads. It means brick, concrete, hardcore, soil, timber, plastics and occasionally hazardous waste. It also includes cement, sand and other surplus building materials from builders or tradesmen. It includes large-scale DIY waste e.g. complete kitchen units or household fittings.

Black bags – commercial means waste from businesses particularly shops or traders which are not to be picked up by a trade waste collector. It may be difficult to differentiate between this and the next category without opening the bags. If necessary use your judgement based on proximity.

Black bags – household means waste from householders bagged and dumped on the street. You will obviously need to exclude those bags where waste has been put out for collection by the refuse service.

Chemical drums means containers each with a capacity of 205 litres (45 gallons) or greater that appears to contain chemicals including oils and fuels.

Other household waste means any household waste not covered above and could include the results of house or shed clearances, old furniture, carpets and the waste from small scale DIY works.

Other commercial waste means any commercial or industrial waste not covered above and could include pallets, cardboard boxes, plastics, foam and any other waste not contained in bags or containers and not due to be collected.

Other (unidentified) is to be used if none of the above applies. Do not use this for mixed loads, try to identify the dominant waste type and use one of the above categories.

A summary of the way that fly tipping incidents are currently reported and logged;

Please see attached report 'Impact Summary for Fly Tipping'.

Information on the changing fly tipping definitions and reporting approaches for the last five years;

Please see attached report 'Impact Summary for Fly Tipping'.

A breakdown of the fly tipping incidents by type on a ward by ward basis for 2015/16, 2016/17 and 2017/18 to date.

Fly capture has not supported ward by ward allocation of fly tipping activity. However, as we move into the delivery of a digital system this aspect will be recorded as each site will be GIS based and therefore area specific histories can be provided.

Fly Capture Stats 2016 - 17

1. Total number of flytipping incidents recorded by Cardiff Council during 2016-17 by month

	Q1			Q2			Q3			Q4			TOTAL
	APRIL	MAY	JUNE	JULY	AUG	SEPT	OCT	NOV	DEC	JAN	FEB	MAR	
	668	608	638	762	761	649	682	577	485	747	651	730	7958
Quarterly	1914			2172			1744			2128			

4. Total Number of flytipping incidents by waste type

	Q1			Q2			Q3			Q4			Total
	APRIL	MAY	JUNE	JULY	AUG	SEPT	OCT	NOV	DEC	JAN	FEB	MAR	
animal carcass	0	0	0	0	0	0	0	0	0	0	0	0	0
construction/demolition/ excavation	76	47	70	65	79	67	73	59	53	72	79	43	783
Green	40	34	36	37	28	14	24	19	12	23	32	51	350
Bagged - Commercial	1	0	2	10	0	0	0	2	27	40	14	9	105
Bagged - Domestic	154	154	159	176	161	160	134	178	75	121	27	57	1566
other commercial waste	2	12	9	10	10	8	15	5	10	14	36	41	172
other household waste	294	278	268	364	394	281	325	230	226	342	360	456	3818
tyres	5	22	8	9	4	11	14	14	7	26	24	6	150
asbestos	8	3	1	3	0	4	6	5	5	3	1	4	43
vehicle parts	12	3	4	8	9	8	16	10	3	12	5	6	96
other electrical	29	20	22	33	24	23	24	23	19	16	21	16	270
white goods	45	30	53	41	48	68	51	32	42	69	41	31	551
chemical drums, oil or fuel	0	0	0	0	0	0	0	0	0	0	0	0	0
other (unidentified)	2	5	1	0	1	3	0	0	6	6	8	10	42
clinical	0	0	5	6	3	2	0	0	0	3	3	0	22
Total	668	608	638	762	761	649	682	577	485	747	651	730	7958

5. Total Number of flytipping incidents by waste size

	Q1			Q2			Q3			Q4			Total
	APRIL	MAY	JUNE	JULY	AUG	SEPT	OCT	NOV	DEC	JAN	FEB	MAR	
Single item	206	194	187	211	254	265	208	190	105	100	74	67	2059
Car boot load or less	178	142	140	170	135	122	119	132	75	99	94	108	1514
Small van load	99	125	170	189	162	133	139	113	96	190	235	270	1921
Transit van load	145	127	131	160	182	108	203	124	186	321	238	283	2208
Tipper lorry load	40	20	10	32	28	21	15	18	23	37	10	2	256
Significant multiple	0	0	0	0	0	0	0	0	0	0	0	0	0
Total	668	608	638	762	761	649	682	577	485	747	651	730	7958

Sickness Rates - During the meeting, I asked about how the recent increases in sickness rates had affected work being delivered by Neighbourhood Services. The Director for City Operations explained that there had been a recent increase in sickness rates in City Operations and across the Council as a whole; he also explained that work was ongoing across the City Operations Directorate to reduce sickness rates. Members feel that it is important to monitor sickness levels going forward and have asked for a

breakdown of City Operations sickness rates for 2016/17 and 2017/18; this should include analysis of long and short term sickness absence.

Please see attached a breakdown of City Operations sickness rates for 2016/17 and 2017/18. This data includes an analysis of long and short term sickness absence presented as both percentages and FTEs.

Funding from the Financial Resilience Mechanism – A Member asked why the Financial Resilience Mechanism had been used to allocate a one off payment of £150,000 to Neighbourhood Services to assist with enforcement activities. As you will be aware the financial contribution is being used to support seven FTE posts within enforcement to enable city centre / city wide waste enforcement teams to work three afternoons and weekends to deliver a high quality 'Total Street Scene' service to the residents of Cardiff. He and other Members were concerned that the funding was only for one year and wanted to know how this important additional enforcement work would be delivered once the current financial year ends. I would be grateful if you could provide an explanation on why this funding will only last for one year and assurance around how this additional enforcement work will be delivered in future years.

The Financial Resilience Mechanism was used to provide a one off payment of £150,000 to help enable the creation of afternoon and weekend enforcement teams. The payment was a one-time only payment, as it is intended that the team be funded through income generation moving forwards. It is important to note that whilst it is not a statutory obligation to educate first, our priority as a service is visibility and behaviour change, not to generate income. Neighbourhood Services Enforcement are now empowered to undertake Highway Enforcement relating to a number of licenses. This work has supported increasing annual income relating to licensing and allowed additional enforcement activity to improve the street scene. A review is currently taking place looking at resource levels across the team. Furthermore, we are also generating income through working in partnership with a variety of organisations to tackle environmental crime –working with Cardiff University, the University Hospital Wales and enforcing on private land such as McDonalds on Newport Road.

Vodafone Partnership – An officer explained that the Council will be entering into a public / private partnership with Vodafone so that it can access the Vodafone Smart Camera System. It is hoped that using this system will improve the Council's ability to target fly tipping in Cardiff. Members would like more information on the system, how it will work, anticipated benefits and a timeline for implementation.

Vodafone has partnered with visual verification solution experts iDefigo to jointly create the Vodafone Smart Camera.

These cameras can be deployed in any location indoors or outdoors, quickly and effectively as there is no need for an external power source as the camera has an integrated low profile solar panel and rechargeable lithium batteries. All officers who deal with these cameras will have on site training in effective installation. The cameras have a remote trigger to activate the surveillance and a remote night vision spotlight for night infrared illumination.

When the cameras are activated by movement, the 4G IoT connectivity immediately transmits the footage to the iDefigo secure cloud service. Alerts will be sent to officers via their allocated email or mobile phone. The officers will be able to view the footage online or via their iphone or ipad application using their own secure log in details. All

camera locations can be viewed and managed 24/7 via the cloud based application. These cameras can also read vehicle registrations.

The benefits are:

- Being able to identify the persons responsible as we will be able to identify which vehicles have been involved resulting in court prosecutions.
- The cameras can be quickly removed and installed in any location where there is a need.
- No External power source needed.
- Solar panels to keep the camera in location recording for a longer period of time - this cuts out the need for officers to change batteries every day, possibly showing people where the cameras are located.
- Infra red giving clear night vision.
- Clear footage sent to cloud based management platform. Alert sent to officer identifying time of incident cutting out officer viewing hours of footage.
- Secure email to view footage.
- A possible reduction in fly tipping.

The procurement process is complete and it is envisage that a few cameras will become operational in November 2017.

LEAMS Performance – Towards the end of the meeting I asked a question as to why LEAMS performance fell sharply during the period September 2016 to March 2017 and then rapidly improved in the period March 2017 to May 2017. An officer suggested some reasons for this sudden rise and fall, however, was unable pinpoint the exact reasons for the deviation. I would be grateful if you could investigate the reason(s) for the sudden fall and rise in LEAMS performance and report your findings back to the Committee.

Concerning variations in LEAMS performance, it is difficult to pin point one specific reason. However, there are a couple of factors that may help to explain the variation. For example, in 2016 we changed the way in which we monitor LEAMS performance, as the responsibility for this activity was passed to highways teams to monitor as part of their daily duties. This change in how the data was recorded partially coincides with a change in performance, and therefore might go some way to explain it. In addition, Autumn is a challenging time for street cleansing due to leaf-fall and the need to prioritise resources. Whilst there is a plan in place to tackle leaf-fall, the timing and duration of the leaf-fall period can vary from year to year dependant on the weather, and can mean that it takes slightly longer to address littering issues if resources have been diverted elsewhere. Notwithstanding, despite the slight dip in performance between September 2016 and March 2017, the percentage of highways of an acceptable standard of cleanliness remains on target and performance with regards to the cleanliness index continues to steadily increase. Furthermore, the introduction of a Blitzing team and additional cleansing teams on the afternoons have delivered significant improvements to cleansing services.

Improving Litter Management & Street Cleanliness – Task & Finish

Exercise – The Environmental Scrutiny Committee approved its work programme for 2017/18 at the meeting on the 5 September. Members of the Committee identified improving litter management and street cleanliness as their top priority and so have agreed to run a task & finish exercise on this subject in early 2018. I will ensure that you and officers from City Operations are kept up to speed on the work being undertaken to scope and develop this piece of work.

Noted

Managing Recycling in Cardiff

Waste Facilities Visit – I would like to thank Pat McGrath, Andrew Williamson and the other staff from Commercial & Collaborative Services for arranging the Waste Facilities Visit for the Environmental Scrutiny Committee on the 24th August. The Members who took part in the visit found it very worthwhile as it substantially increased their understanding of the vast waste processing infrastructure required to deal with the waste collected in Cardiff. They feel that the visits to Lamby Way, the Materials Reclamation Facility, Cardiff's composting facility, the Kelda Organic Waste Treatment Facility and Viridor Energy from Waste Facility will put them in a much better position to scrutinise waste management items in the next 12 months.

Noted

Recycling Facilities Trips for Schools – As explained above the Members felt that they benefited educationally from the waste facilities visit on the 24 August. Following on from the visit they feel that local schools could benefit from similar trips, which could help reinforce the Council's recycling message to future generations. Therefore, I would be grateful if you could pass on contact details for each of the facilities so that Committee members are able to share the information with schools in their wards. I would also appreciate it if you could provide details on the number of schools that have undertaken such visits (to include the name of the schools).

Waste Management work closely with the schools across Cardiff. Whilst we do facilitate tours for adults and recognise the benefits of people seeing the facility in action, the risks are too high to permit children into an operational area such as the MRF. We do however provide videos and information to schools to help them understand the facility. Plus we will be organising more weekend open days that can accommodate children with support of an adult to walk round the plant whilst it is not running.

Recycling App – Members were pleased to hear that a Council wide app is currently being developed to include functions capable of reporting on a range of waste management issues. The Committee feel that the creation such an app is very worthwhile, particularly if it functionally easy to use. They would appreciate it if you could provide the Committee of an example of how it will work.

Once the Corporate app is operational, officers will be more than happy to provide a demonstration to the committee. The app is being developed to provide up to date collections information and additional information on what can be recycled.

Household Waste Recycling Centre – The current use of and future development of Household Waste Recycling Centres was discussed in some detail at the meeting. Following on from this discussion, I would be grateful if you could provide the Committee with the following information:

Members would like to know when the Wedal Road Household Waste Recycling Centre will be closing and have confirmation as to whether the site will be redeveloped into reuse facility;

The position on Wedal road will be confirmed once all elements of the Cabinets approved decision have been delivered. This was the recycling bulky collections which are now in place; the opening of the new Lamby way site and then finally the reuse

partnership. Once the final aspect is in place the Cabinet will be in a position to consider the future use of the Wedal Road site.

During the earlier item titled 'Managing Street Cleanliness & Total Street Scene in Cardiff', the Committee noted that there had been a 28% increase in fly tipping between 2015/16 and 2016/17. I would be grateful if you could provide an analysis of fly tipping in the east of the city for the period 2015/16 to 2017/18.

As previously stated, Fly capture has not supported ward by ward allocation of fly tipping activity. However, as we move into the delivery of a digital system this aspect will be recorded as each site will be GIS based and therefore area specific histories can be provided.

Bespoke Approach to Recycling – Members acknowledge that the Council has done exceptionally well in the last decade to push recycling rates up to the current Welsh Government statutory recycling target of 58%, however, increasing performance to 64% by 2019/20 and 70% by 2024/25 presents a major challenge to the Council. The Committee are aware that recycling rates vary significantly between wards and that more support is required by some communities to maximise their recycling potential. Concentrations of blocks of flats, houses of multiple occupation, cultural differences and other factors can present recycling challenges to the Council so it is clear that taking a 'one size fits all' approach isn't going to be practical in helping meet the outstanding 6% and 12% statutory target increases. With this in mind Members encourage you to look to develop niche or bespoke approaches to recycling in certain wards or even streets. This might include taking a slightly different approach to communicating with and listening to certain groups, delivering more education in particular areas or even taking a different approach to localised waste containerisation. The Committee feels that the best way to identify such improvement measures is to pilot trials in small areas to find out what works well and then to replicate successful practice.

The Committees' comments are very valid and will be consider in the next waste strategy that will be brought forwards later in the year.

Co-mingling v Kerbside Sort Approach – It is fair to say that Member opinion on whether to stick rigidly to the current co-mingling approach or to start phasing in new elements of kerbside sort were mixed. Some of the Committee were firmly against making the current co-mingling approach any more complicated, whilst others felt that introducing new elements of the kerbside sort approach should be considered as long as implementation is evidence based. With this in mind, should you propose implementing any such future changes to the waste collection system then we would be keen to scrutinise the proposals and continue our co-mingling verses kerbside sort debate

The last strategy determined that kerbside sort was not the best option for Cardiff at this time. This evidence base is still valid. However, the Council must consider the risks to recycling, funding and legislation. Future proposals on separate glass collections will be presented to the Committee as part of the strategy development and all scrutiny will be welcome in shaping the future proposals of recycling services.

I trust the above is of assistance to you.

Yn gywir / Yours sincerely

A handwritten signature in cursive script, appearing to read 'Michael Michael'.

**Cynghorydd / Councillor Michael Michael
Cabinet Member for Clean Streets, Recycling & Environment /
Aelod Cabinet dros Strydoedd Glân, Ailgylchu a'r Amgylchedd**

The impacts of policy change on fly-tipping incidents

This briefing will assess any conclusions that can be drawn, into whether policy change 2011-2016 has increased the level of fly-tipping throughout the City.

It will also consider how the fly-tipping reporting requirements have changed, any national impacts e.g. scrap metal value drop and make recommendations for internal improvements.

Contents

The data sources at our disposal to complete this summary are:

- **Section 1: Fly-capture reports**
- **Section 2: C2C customer requests**
 - *Reports of fly-tipping*
 - *Reports of early/late bags*
 - *Bulky waste bookings*
- **Section 3: Bulky Waste bookings vs Fly-capture reports by Quarter)**
- **Section 4: Enforcement Vehicle Tonnages**
- **Section 5- National impacts narrative**
- **Appendix 1- Enforcement Activity Summary (2015/16)**

Policy Change Timeline- 2011-2016

A summary of the main policy changes that have taken place since 2011 are:

Table 1- policy change timeline- 2011-2016

Change	Date
Fortnightly residual collections, weekly recycling and food waste	12th September 2011
Van booking in policy at HWRCs	21st November 2011
Usual Suspects launch	8th June 2013
Bulky waste charges implemented (£15 for 3 items)	30th September 2013
Seasonal Garden waste collections	November 2013
Bessemer Close commercial HWRC opened	March 2014
Waungron Road HWRC closed	27th April 2014
Neighbourhood Services approach- South West	February 2015
Green bag stockist reduction (non-Council outlets)	16th March 2015
Bulky Waste Charge revised- £12.50 for up to 2 items	1st May 2015
Waste restriction- wheeled bin expansion, and red striped bags	27th July 2015
Wheeled Bin exchange	September 2015-February 2016
HWRC ID requirements and seasonal opening hours	1st January 2016

In addition, the annual move in and out of our transient student population (which is estimated to make up 20% of the population) is likely to have an impact.

Section 1: Fly-capture reports

It is important to note that there have been some variables in how incidents of fly-tipping are recorded on the fly-capture system (2011-2016). This has a significant impact on how the data presents itself, with large peaks and declines in numbers. Some of these variables include:

- In 2011, 1 black bag in any location= a fly-tipping incident.

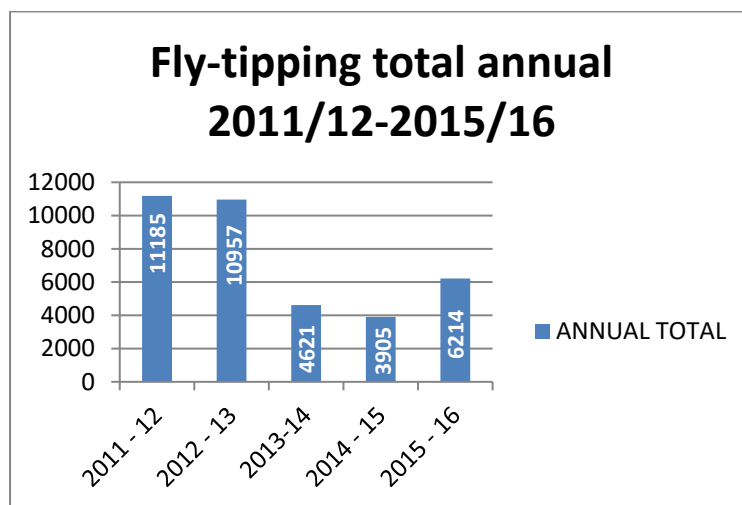
- In 2012, only black bags found in lanes would be recorded as fly-tipping.

- 2015- clearance of fly-tipping in lanes was reported as 1 fly-tipping incident not individual for each item found

A full summary of these variables, and the remedial actions taken, can be provided if required.

Although it may be possible to draw some trends, we cannot make any confident assumptions that the increase/decrease in overall fly-tipping (from fly-capture reports alone) is as a result of the policy change identified.

Total annual fly-tipping recorded- 2011-2016



-2011/12-2012/13: over-reporting incorrect presentation of waste as fly-tipping

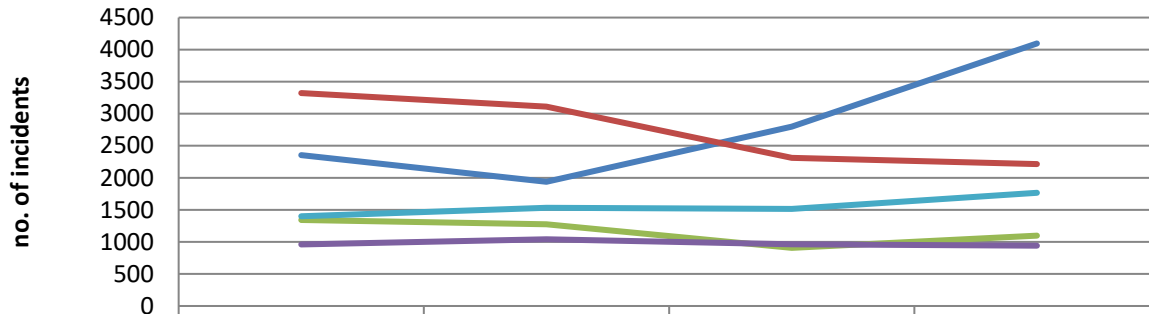
- 2013/14: true representation of statistics

-2014/15: not all 'proactive' clearances being recorded: under reporting

2015/16: majority of remedial actions in place. Can be considered baseline for future comparisons

Total fly-tipping recorded 2011-16- by quarter

Fly-tipping recorded by Quarter 2011/12-2015/16



	Q1	Q2	Q3	Q4
2011/12	2353	1938	2798	4096
2012/13	3322	3110	2311	2214
2013/14	1342	1275	907	1097
2014/15	960	1041	963	941
2015/16	1400	1533	1515	1766

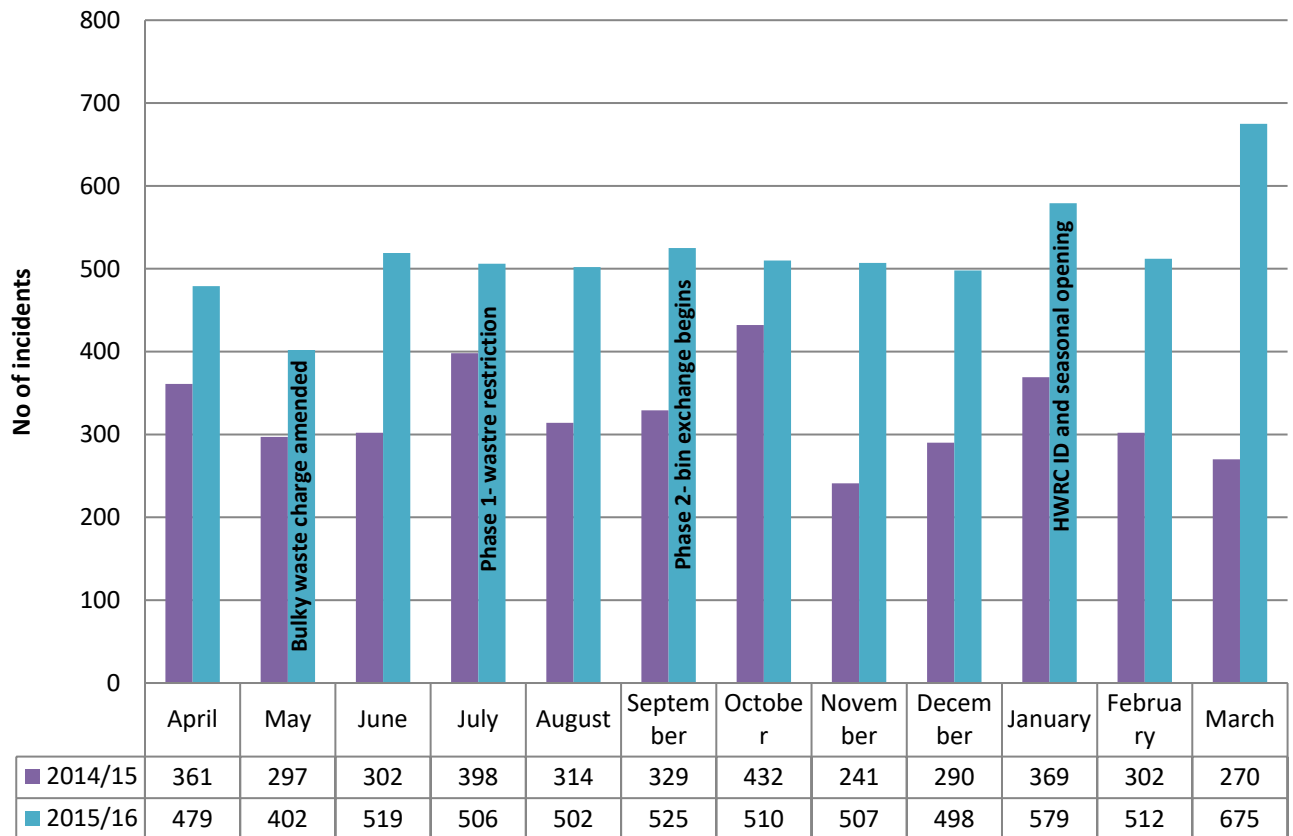
Key policy change trends

- The impacts of the 2011 collection changes (end of Q2) appear to have impacted on the no. of reported fly-tipping incidents. However, it must be considered that all incorrect presentation of black bags would have been counted as fly-tipping; these incidents are likely to have increased as a result of fortnightly black bag collections
- It is difficult to determine whether the HWRC van policy had an impact on fly-tipping as this happened at a similar time to the 2011 collection changes.
- Usual Suspects launch (end of Q1 2013/14) could be attributed to the steady decline in fly-tipping incidents in Q2 and 3 as the campaign was at its peak. However, it should be recognised that reductions followed the same pattern between these quarters in 2014/15 too
- There was no increase in fly-tipping as a result of bulky waste charges being implemented end of Q2 in 2013/14.
- There was no increase in fly-tipping as result of Waungron Road closing at the beginning of Q1 2014/15 or throughout the remainder of the 2014-15 period.
- There was no increased in fly-tipping as a result of seasonal green waste collections in Q3 2013/14

Month by month analysis- 2014/15-2015/16

The data has been broken down further, to consider the impacts of policy changes made in 2015/16 (Neighbourhood services approach to working, increased bulky waste charges, waste restriction, HWRC ID requirements and seasonal opening)

Monthly fly-capture comparisons- 2014/15-2015/16



- The waste restriction of 2015 appears to have an impact on the level of fly-tipping recorded although, as already referenced, the now correct recording of the proactive approach to removing fly-tipping (neighbourhood services) may have also had an impact. In addition, difficulties for the proactive team in identifying whether an item has been booked in for a bulky collection means those items may be collected as fly-tipping leading to over reporting.

- It is too early to determine the impact of HWRC ID requirements; the remedial improvements made to recording happened at the same time as this policy being brought in (Feb 2016)

- The amendment to bulky waste charges, and removal of free provision, may have had an impact on increased fly-tipping figures. However, to repeat points made above, there have been a number of variables to reporting and a lot of policy change this year which would all have a collective impact.

- Despite the number of policy changes made, fly-tipping figures remained consistent each month throughout 2015/16 (although we do need to acknowledge an increase on the previous year).

- 2015/16 data should now be considered a baseline for all further statistical analysis, to fully determine whether policy change has an impact on fly-tipping incidents recorded throughout the City.

Section 2: C2C customer requests

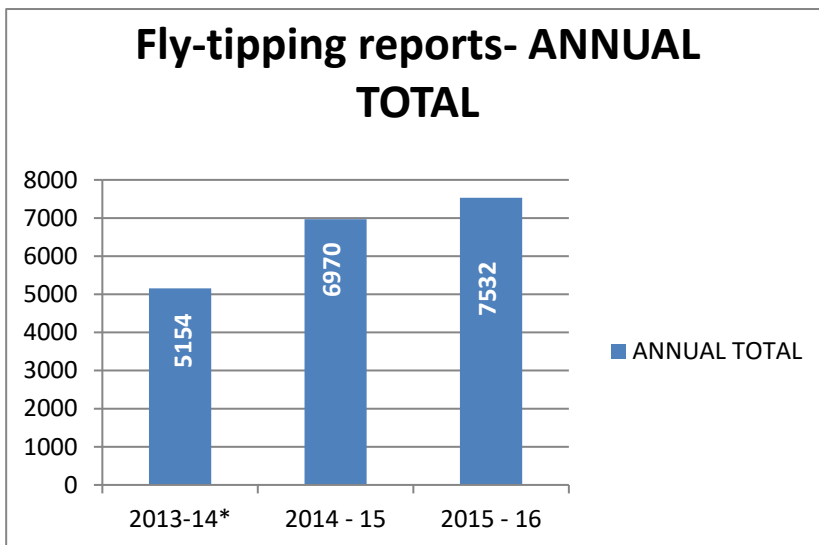
It can be claimed that the number of requests reported by residents via the contact centre, may give a truer understanding of how policy change impacts on street scene. This is due to the fact that customer report statistics will not be affected by any internal fly-capture recording changes that are made. However, it does have its boundaries and the data set should not be considered alone.

The C2C subjects analysed are fly-tipping (to include private land, dumped refuse and waste accumulations) and early/late bag reports.

In addition, it's also important to consider how the number of bulky waste bookings has been affected and further, whether this has any correlation with the number of fly-tipping incidents recorded on fly-capture.

N.B. there is 1 additional subject used at C2C named 'enforcement issue'. This is a very generic category, and can cover section 46 notices, bins on highway, reports of dumped household/commercial waste, green bag contamination. This subject has not been analysed, due to its generic nature. However it's important to note that in 2015/16 alone, 2623 contacts came through this subject. It is unknown how many of them are relating to fly-tipping/incorrect waste presentation. We would recommend that this subject is removed, and new subjects added for accurate reporting (subject to CRM lockdown).

Reports of fly-tipping

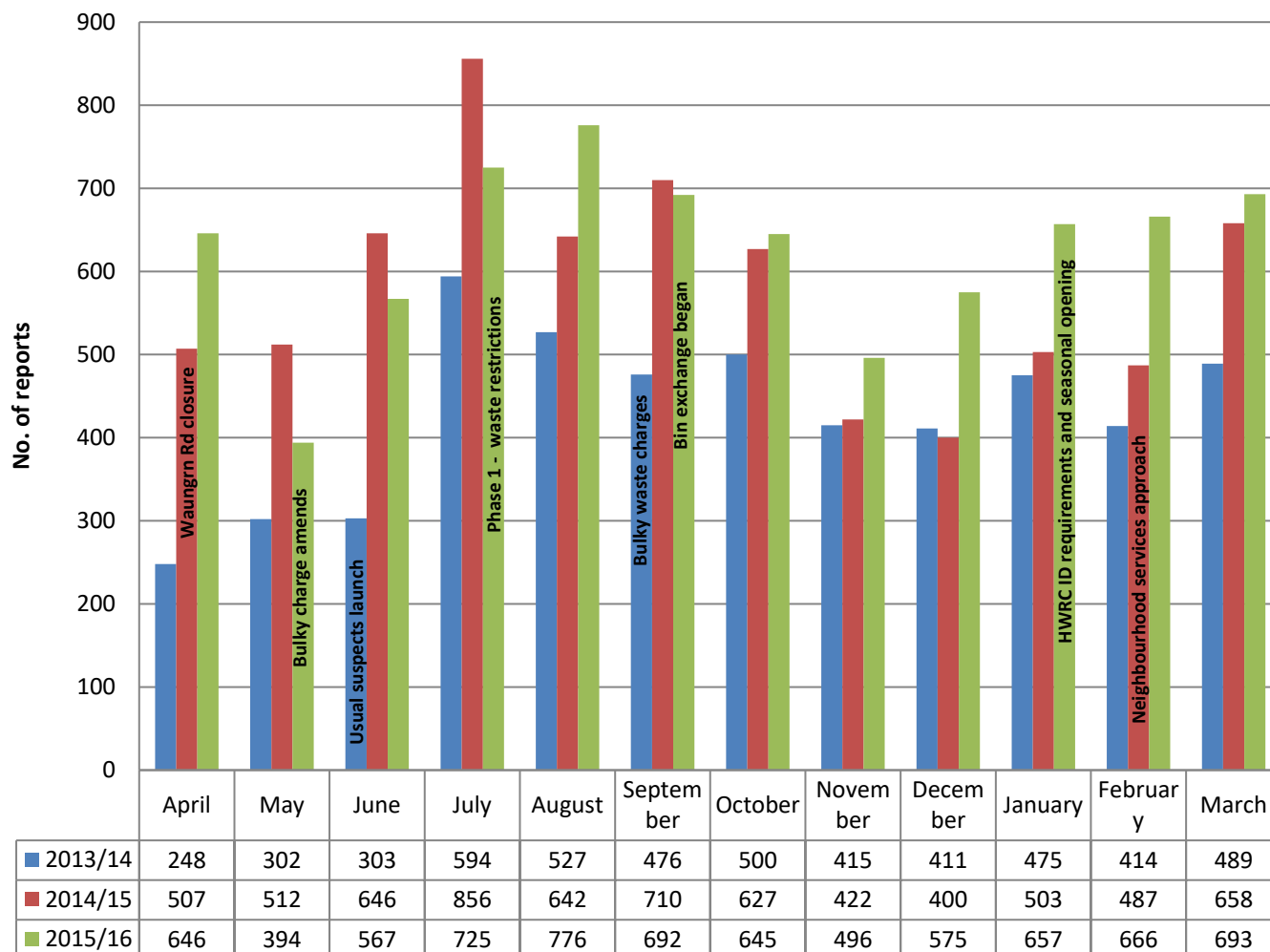


Reports of fly-tipping- month by month breakdown

- The graph is showing a trend of increased customer reports of fly-tipping from 2013/14-2015-16
- There is no way of controlling what a customer may define as fly-tipping, particularly with more online reporting e.g. toilet seats= fly-tipping in their view
- The trend in increased numbers of customer reports does not follow the trend for fly-capture records (with the exception of 2015/16)

The fly-tipping reports have also been broken down into months, to draw a comparison in how the relevant policy changes have made a difference between 2013/14-2015/16

A comparison of customer fly-tipping reports by month

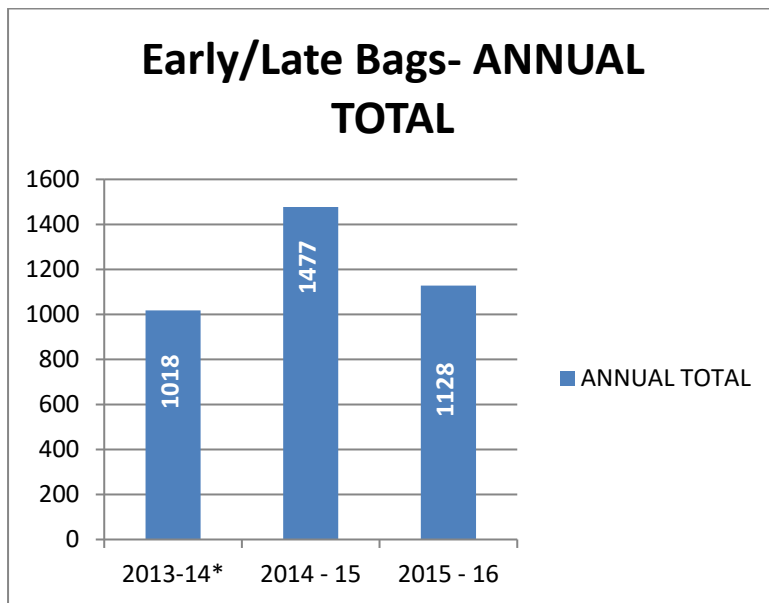


Key policy change trends

- It is encouraging to see that the launch of “The Usual Suspects” campaign saw an increase in the number of fly-tipping incidents reported. This was one of the key aims of the campaign, to empower residents to report anti-social behaviour
- Implementing a charge of £15 for up to 3 bulky waste items to be collected in September 2013 did not have a significant impact on the levels of fly-tipping reported. This was further reflected when bulky waste charges were amended in May 2015/16; although fly-tipping reports did steadily increase in the months following, this is likely to be attributed to the waste restrictions.
- It is interesting to note that reports of fly-tipping seem to peak in July/August; this is likely due to the annual move out of students, and possible landlord refurbishments ready for further years tenancy.
- The number of fly-tipping incidents reported remained consistent in the 3 months since the HWRC ID requirements were implemented.

Reports of early/late bags

'Early/late bags' is the subject category used to report incorrect presentation of domestic waste. As mentioned in section 1, there have been variables in how incorrect presentation of black bags has been formally recorded on the fly-capture system. However, this will not affect the number of customer reports:

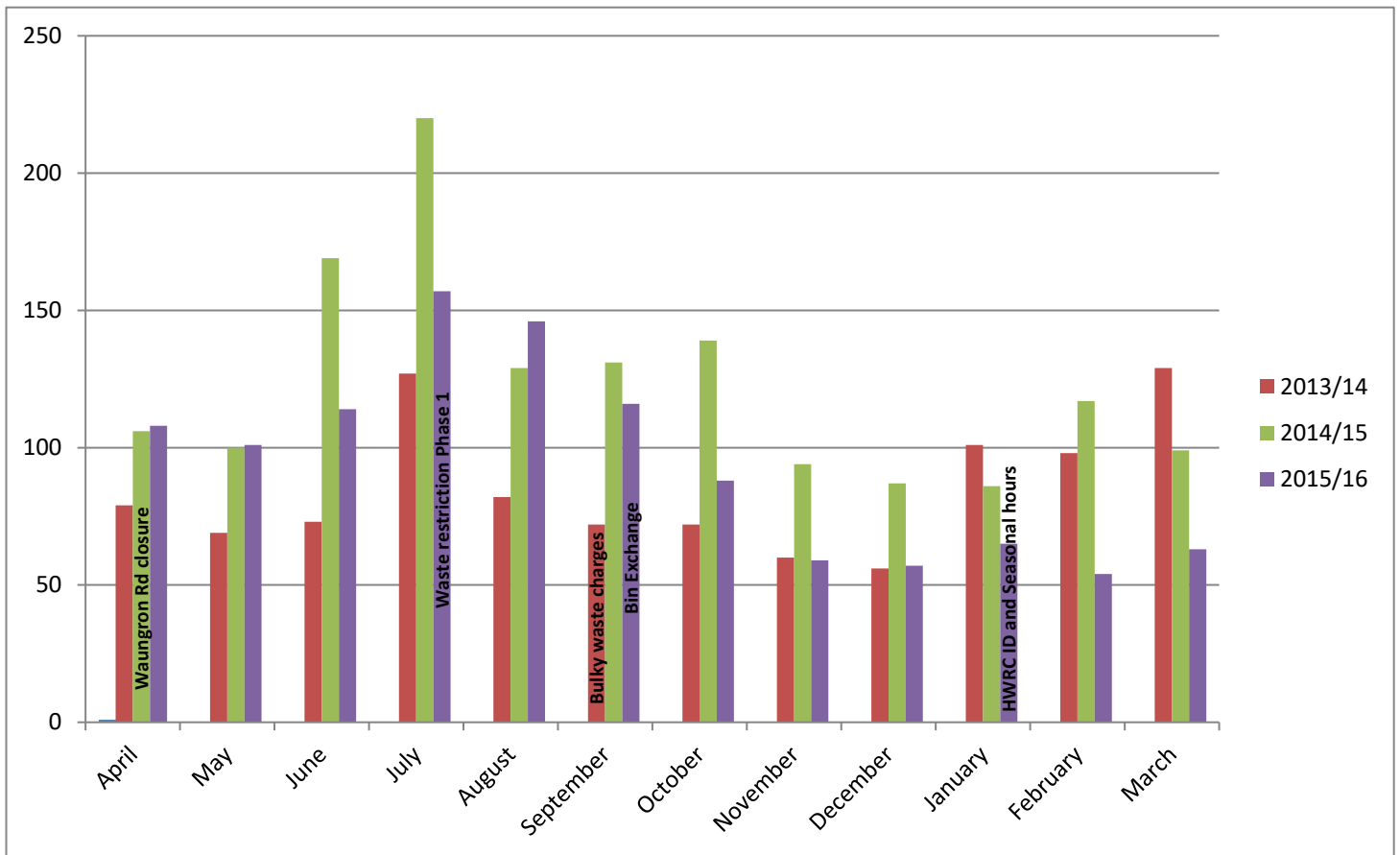


- It is interesting to note that, despite very little policy change in 2014/15, this is the year that reports of incorrect presentation peaked

- As already referenced, if a customer was to make a report online re: incorrect waste presentation, it is likely to be statistically reported as fly-tipping/waste accumulations. This is an improvement opportunity for when the new CRM system is implemented

- We would have anticipated early/late bag reports being higher in 2015/16 as a result of waste restrictions. However, this has not been the case. This may be due to the more proactive neighbourhood services approach, removing waste before it becomes a customer concern.

The fly-tipping reports have also been broken down into months, to draw a comparison in how the relevant policy changes have made a difference between 2013/14-2015/16



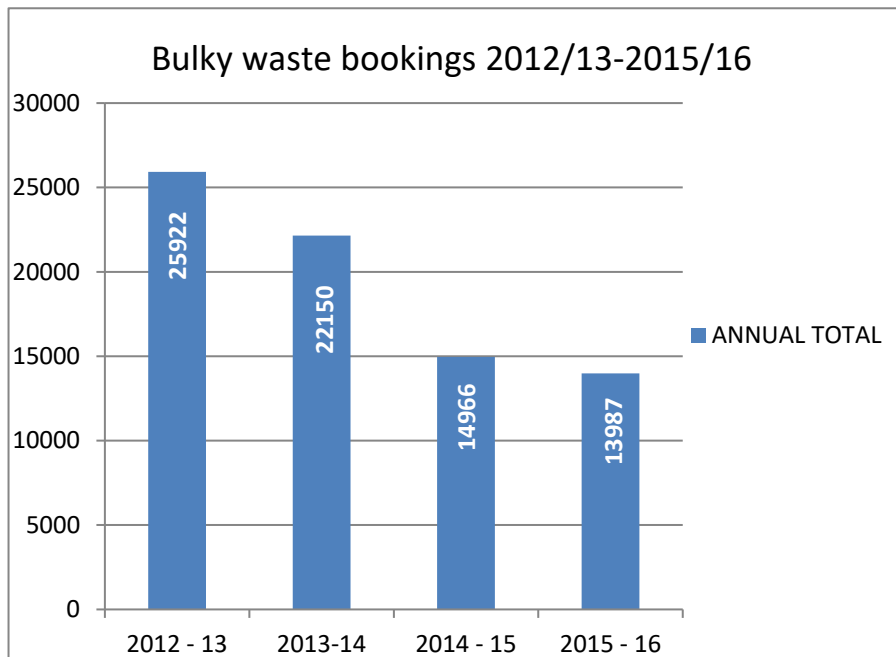
Key policy change trends

- There are no significant trends that can be drawn, directly as a result of policy change. Although Waungron Road closed in 2014/15, there is no reason why that would have a direct impact on the number of early/late bags reported.
- June/July show a clear increase in the number of reports of incorrect waste presentation. This can be attributed to the annual “Get it Out for Cardiff” student move out
- There is no clear evidence to state why reports were so much higher in 2014/15; however, it is encouraging to see that despite the significant waste restriction policy change in 2015/16 reports of early/late bags have decreased. This is likely to be due to the more proactive clearance of waste, the increase of which is reflected in the fly-capture figures in section 1.

Bulky waste bookings

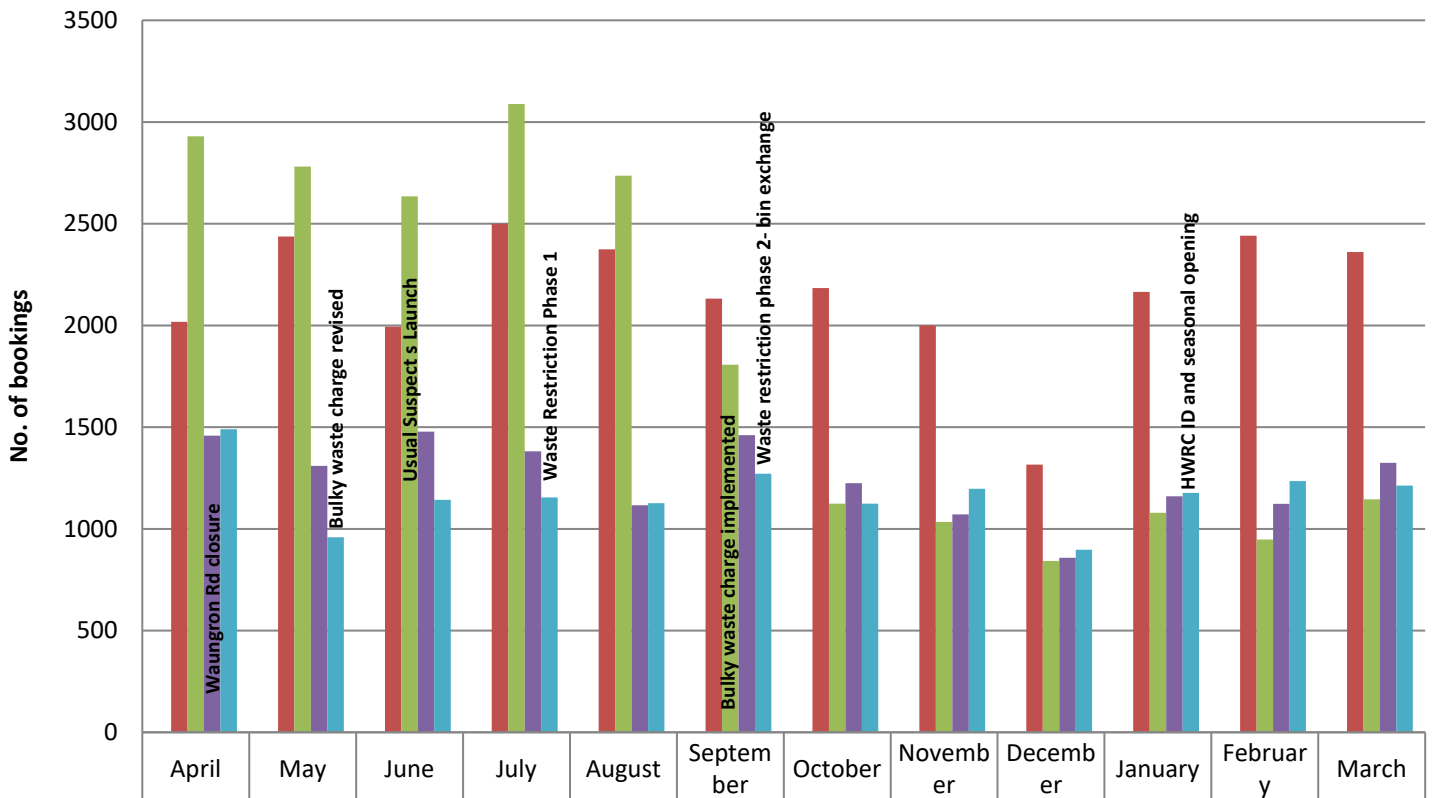
There are a number of data sources that can be considered side by side, to determine whether the introduction of a bulky waste charge has increased fly-tipping.

As anticipated, the number of bulky waste bookings has reduced year on year, with almost 12,000 less bookings in 2015/16 in comparison with 2012/13. This can be attributed to charges for collections being implemented, along with an increased awareness of re-use charities available to collect for free. Re-use charities are pushed as a priority for collections, due to their social and economic benefits.



The bulky waste bookings have also been broken down into months, to draw a comparison in how the relevant policy changes have made a difference between 2013/14-2015/16

Bulky Waste Bookings by Month- 2012/13-2015/16



#REF!	1											
2012/13	2018	2437	1994	2500	2374	2132	2184	2000	1316	2165	2441	2361
2013/14	2930	2781	2635	3089	2736	1807	1124	1034	842	1079	948	1145
2014/15	1458	1310	1478	1381	1116	1461	1225	1071	858	1160	1123	1325
2015/16	1490	959	1143	1155	1126	1271	1124	1197	897	1177	1235	1213

Key policy change trends

- It is interesting to note that bulky waste bookings increased in the months following the amended charge in May 2015/16. Although not significant increases, it does suggest that removal of the free provision has led to residents booking items in, rather than simply cancelling the request.

- The launch of the Usual Suspects campaign in June 2013 may have contributed to an increase in the amount of items booked in for collection. There was a lot of awareness of the penalties for fly-tipping during this time, therefore possibly encouraging responsible disposal.

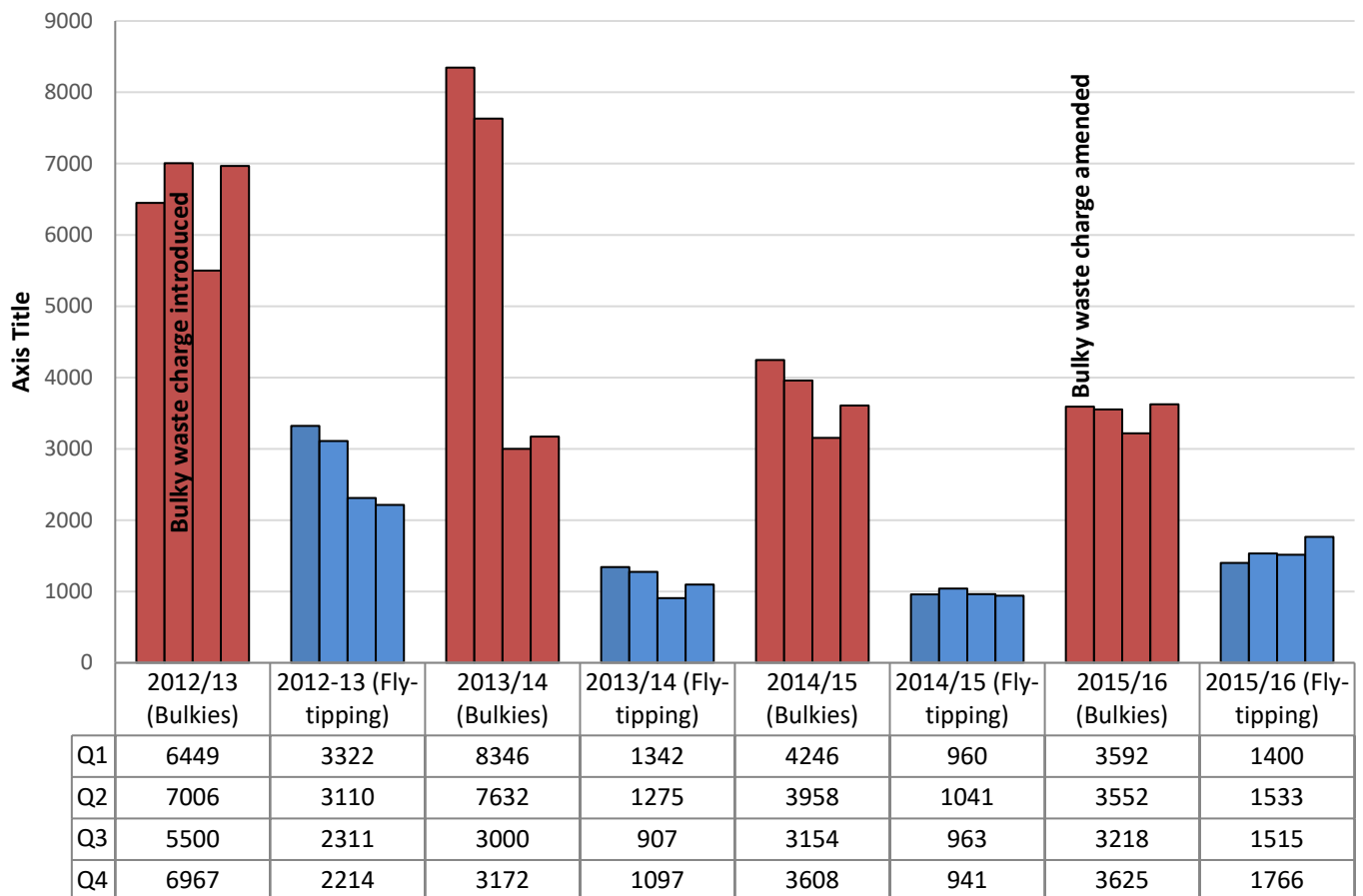
- The number of bulky waste collections per month is now much lower since charges have been implemented.

Section 3: Bulky Waste bookings vs Fly-capture reports by Quarter

It was assumed that bulky waste bookings would reduce, along with a charge being introduced. There is also an assumption that those that would previously book in an item for collection may now fly tip, to avoid a charge.

However, the below graph shows that on a quarter by quarter basis, **this has not been the case**. Certainly, the bulky waste bookings have reduced but the difference in numbers is not then reflected onto the number of reported fly-tipping incidents e.g. 2012/13 Q2 = 7006 bookings. Q3= 5500 bookings. This is a difference of 1506. The number of fly-tipping incidents between Q2 and 3 actually reduced.

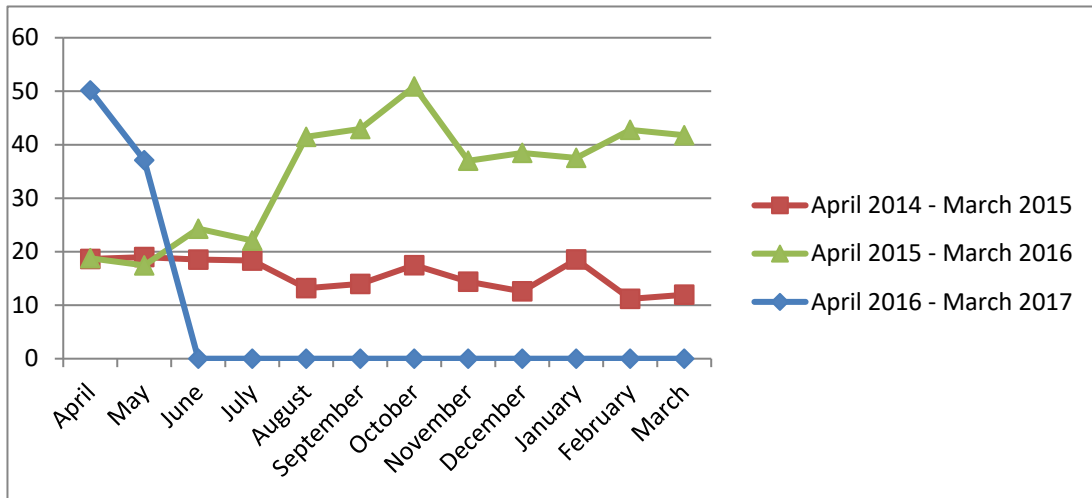
**Bulky bookings vs recorded fly-tipping p/quarter
(2012/13-2015/16)**



Section 4: Enforcement Vehicle Tonnages

Tonnages can be considered as a data set. However, different recording processes and mechanisms mean they can not be considered alone. For example, if we were to analyse the collected weight of a fly-tipping vehicle, the data may not actually be correct as some of the waste may have already been diverted to the HWRC operational area to be recycled.

However, the below graph shows the impacts on the enforcement vehicle collected weights, as a result of the 2015 waste restrictions. The increase is clear to see in July 2015, which was when phase 1 of the waste restriction began (red striped bags implemented and wheeled bin expansion). As with any service change, this was expected but the additional pressure directed to the enforcement resource must be appreciated. Please ignore the 2016/17 data which has not yet been populated.



Section 5- National impacts narrative

There has been an increasing trend of the number of fly-tipping incidents reported throughout the UK. There are a number of things this can be attributed to including:

- *Rise of social media*- illegal waste removal teams advertising freely and through a wide available network for 'cheap' waste removals
- *Scrap metal market reductions/reduction in metal theft*- 'man in a van' focusing back to house clearances for profit rather than traditional 'scrappies'
- *Increase in price for asbestos removal and disposal*
- *Local authority cuts*- residents believe that waste disposal is a free entitlement within their Council tax contributions. Restrictions, or control measures, in free waste disposal may have caused a negative attitude change

From 9th May 2016, local authorities in England can now issue Fixed Penalty Notices of £150-£400 for small scale fly-tipping offences (as an alternative to prosecution). Although not currently available in Wales, when responding to England's consultation Welsh Government did make a commitment to explore a similar alternative in Wales.

Appendix 1- Enforcement Activity Summary (2015/16)

Number of Section 46 notices

SECTION 46 NOTICES	
Adamsdown	823
Canton	410
Cathays	518
Ely	1
Grangetown	646
Llandaff	22
Llandaff North	28
Penylan	49
Plasnewydd	776
Rhiwbina	5
Riverside	513
Splott	531
	4322

Action taken

	Search and remove No Evidence Found domestic	Search and remove No Evidence Found commercial	Search and remove No Evidence Found Fly tipping	Waste Enquiry – evidence found	Section 46 notice issued	Section 47 notice issued	Duty of Care WTN issued	Fly tipping / Site clearance removals	Litter from vehicle Enquiry	S215 notice	Education visit
783	2405	47	380	2225	1118	24	270		244	304	1725

Action taken broken down by ward

District Summary	Cases (case count)		
	Open	Closed	Total
Adamsdown	32	242	274
Butetown	1	6	7
Caerau	8	9	17
Canton	12	49	61
Cathays	157	501	658
City Centre	7	21	28
Ely	6	12	18
Fairwater	0	6	6
Gabalfa	6	38	44
Grange town	85	245	330
Heath	2	3	5
Llandaff	0	5	5
Llandaff North	1	6	7
Llanishen	0	2	2
Llanrumney	10	13	23
Old St Mellons/Pontprennau	0	1	1
Pentwyn	4	12	16
Penylan	6	10	16
Plasnewydd	51	321	372
Riverside	22	92	114
Rumney	1	14	15
Splott	32	145	177
Trowbridge	4	14	18
Unspecified	0	1	1
Whitchurch & Tongwynlais	3	7	10
Summary	450	1,775	2,225

Fixed Penalty Notice breakdown

Dog fouling (dog wardens)	Litter - Commercial duty of care £80	Litter - domestic duty of care £80	Litter from vehicle £80	Litter – general £80	Smoking Litter from vehicle £80	Litter smoking related £80	S46 £100	S47 £100	WTN £300	WTN & WCL £300	Abandoned Shopping trolleys
43	12	318	18	11	84	31	180	72	111	1	1725
£3,440	£960	£25,440	£4,440	£880	£6,720	£2,480	£1800	£720	£33,300	£300	£129,375

Income Generation Total £228, 268.72

CITY OPERATIONS - Sickness Absence

2016-17

FTE in: Days

Post Type: Permanent, Temporary

Headed By	Short term Sickness FTE	Long term Sickness FTE	Total Sickness FTE	Short term Sickness (in %)	Long term Sickness (in %)	Absence Lost (in %)	No of Days Lost per Employee Year
Andrew Gregory	4.45	.00	4.45	.53	.00	.53	1.20
Matthew Wakelam	90.26	.00	90.26	1.63	.00	1.63	3.64
David Harcombe	29.46	1.00	30.46	1.26	.04	1.30	2.92
Matthew Wakelam	1,907.80	3,508.49	5,416.28	2.56	4.70	7.25	16.25
Jonathan Maidment	515.88	1,547.42	2,063.30	1.96	5.88	7.84	17.55
Steven Parker	9.00	.00	9.00	1.31	.00	1.31	2.93
Jonathan Maidment	1,320.95	3,257.04	4,577.99	1.89	4.67	6.57	14.71
Paul Carter	272.65	404.72	677.37	1.74	2.58	4.31	9.66
James Clemence	209.90	283.81	493.71	1.16	1.57	2.73	6.11
	4,360.33	9,002.48	13,362.81	2.04	4.21	6.24	13.99

CITY OPERATIONS - Sickness Absence

Year: 2017-18

FTE in: Days

Post Type: Permanent, Temporary

Organisation	Headed By	Short term Sickness FTE	Long term Sickness FTE	Total Sickness FTE	Short term Sickness (in %)	Long term Sickness (in %)	Absence Lost (in %)	No of Days Lost per Employee Year
CITY OPERATIONS	Andrew Gregory	2.00	.00	2.00	.60	.00	.60	1.33
INFRASTRUCTURE & OPERATIONS	Matthew Wakelam	13.00	139.62	152.62	.46	4.93	5.38	12.06
ENERGY & SUSTAINABILITY	David Harcombe	16.00	44.00	60.00	1.61	4.44	6.05	13.56
NEIGHBOURHOOD SERVICES	Matthew Wakelam	614.99	2,463.87	3,078.86	1.60	6.43	8.03	18.00
RESOURCING & TECHNICAL SUPPORT	Steven Parker	10.00	29.00	39.00	4.12	11.95	16.07	36.00
PARKS SPORT & HARBOUR	Jonathan Maidment	440.94	1,238.18	1,679.11	1.27	3.56	4.83	10.81
TRANSPORT PLANNING POLICY & STRATEGY	Paul Carter	94.35	130.47	224.82	1.21	1.68	2.89	6.48
PLANNING	James Clemence	45.39	52.70	98.09	.50	.58	1.08	2.41
Total		1,236.67	4,097.84	5,334.51	1.31	4.34	5.65	12.66

General Cases		April	May	June	Quarter 1	July	August	September	Quarter 2	October
		education	Commercial DOC/EDU Visit				0			
Dog Fouling Education					0				0	
Education Action					0				0	
Education Action					0				0	
Education Packs cathays					0				0	
Flats					0				0	
LEQ Foot Patrol					0				0	
Montioring Location					0				0	
Additional waste Collection service	Additional waste collection service				0				0	
	Additional waste collection service PROACTIVE				0				0	
Storage of waste	Front/Rear Garden Investigations				0				0	
	Street Letter (Frontage Advisory)				0				0	
	PPDA 1949				0				0	
	Section 215 Notice				0				0	
	Statutory Nuisance - Accumulations				0				0	
Waste presentation Investigation	Street Letter (Standard Warning)				0				0	
	Litter Domestic Duty of care				0				0	
	Section 46 education / warning Domestic				0				0	
	Section 46 Notice - Domestic				0				0	
	Section 46 Other Actions				0				0	
	No evidence found in the waste - Domestic				0				0	
	No evidence found in the waste Commercial				0				0	
	Litter Commercial Duty of care				0				0	
	Section 47 Notice - Commercial				0				0	
	Section 47 Other Actions Commercial				0				0	
	Section 47 Education / Warning Commercial				0				0	

	Waste Transfer Note Request - commercial				0				0	
	Waste Carrier Licence Request - commercial				0				0	
service requests recieved	No Waste Found visit undertaken				0				0	
FLY TIPPING	NEF - Flytipping				0				0	
	Vehicle Procedure Fly Tipping				0				0	
	ST007 - Total Number of Incidents Investigated				0				0	
LITTER	Litter - General				0				0	
	Litter Smoking Related				0				0	
	Litter Clearing Notice				0				0	
	Street Litter Control				0				0	
	Vehicle Procedures Smoking Litter From Vehicle				0				0	
	Vehicle Procedures Litter From Vehicle				0				0	
	Warning Littering				0				0	
Highways	SKIP 137 Power To Remove Notice				0				0	
	Skip 139 Notice				0				0	
	Skip Registration				0				0	
	Flyposting				0				0	
	A Frames				0				0	
	Totals									

General Cases		Adamsdown	Butetown	Caerau	Canton	Cathays	City Centre	Creigiau/St Fagans
education	Commercial DOC/EDU Visit	1						
	Dog Fouling Education			5	5			
	Education Action	175	2	53	73	483	1	1
	Education Action	18		38	11	17	4	5
	Education Packs cathays							
	Flats	1	3		1			
	LEQ Foot Patrol	1		8	14	3	3	
	Montioring Location	29		31	51	1	3	
Additional waste Collection service	Additional waste collection service	12		15	20	56	2	
	Additional waste collection service PROACTIVE							
Storage of waste	Front/Rear Garden Investigations	58		15	25	209		
	Street Letter (Frontage Advisory)							
	PPDA 1949	2				9		
	Section 215 Notice			2	3	6		
	Statutory Nuisance - Accumulations					14		
stigation	Street Letter (Standard Warning)				1			
	Litter Domestic Duty of care	460		1	37	555	12	
	Section 46 education / warning Domestic					5		
	Section 46 Notice - Domestic	256		6	3	3672	2	
	Section 46 Other Actions			1				

Waste presentation Inves	No evidence found in the waste - Domestic	1077		60	131	681	4	7
	No evidence found in the waste Commercial	6	3		2	5	3	
	Litter Commercial Duty of care	3	1	28	5	12	10	1
	Section 47 Notice - Commercial				1	1	137	
	Section 47 Other Actions Commercial						7	
	Section 47 Education / Warning Commercial						1	
	Waste Transfer Note Request - commercial	39				1		
	Waste Carrier Licence Request - commercial	59		1	99	81	38	1
service requests recieved	No Waste Found visit undertaken	72		44	110	41	1	5
FLY TIPPING	NEF - Flytipping	12		5	35	15		6
	Vehicle Proceedure Fly Tipping							
	ST007 - Total Number of Incidents Investigated							
LITTER	Litter - General	2		1				
	Litter Smoking Related							
	Litter Clearing Notice							
	Street Litter Control				8	1	126	
	Vehicle Proceedures Smoking Litter From Vehicle							
	Vehicle Proceedures Litter From Vehicle							
	Warning Littering							
Highways	SKIP 137 Power To Remove Notice		2			1		
	Skip 139 Notice	14		2	22	48	18	
	Skip Registration	1		1		3	1	
	Flyposting	19			3		2	
	A Frames							
	Totals	2317	11	317	660	5920	375	26

Cyncoed	Ely	Fairwater	Gabalfa	Grangetown	Gwaelod-Y-Garth	Heath	Lisvane	Llandaff	Llandaff North	Llanishen	Llanrumney	Old St Mellons/Pontprennau	Pentwyn
	6			6					2	3	4		
6	74	42	13	171		12	2	15	24	17	6	7	35
22	7	35		15		11	1	10	4	16	10	7	56
	2	2	1					2	1	2	1	1	1
7	29	12	5	76		6		8	9	30	11	3	29
1	26	13	3	9		3	2	4	4	5	3	3	6
			11	4									1
1	43	17	9	45		12		2	9	2	6	1	5
	1												
	3	3		5		1	1				1		
1	2	1	3	4				2		1		1	4
			1										2
16	37	20	46	353		11	3	7	17	8	26	6	54
6		1								3			6
14	4	3	3	131		2			6	1	13	1	7
	2							1					

7	123	53	48	1422		17	3	16	36	31	36	9	88
	1			2		3							1
1	1	2	2	16		1				2	1		
				1						1			1
			7	21				1	1		3		
3		4				4		1	2	5			3
13	77	23	14	155		12	3	19	23	32	4	3	73
4	23	22	4	91	1	7	3	13	21	3	4	9	46
		1											
													1
				1						1			
				5									
			1	1									
14	3	7	13	19	2	10	2	18	7	9	5	2	5
2	1		1	1		1		2	2		2		3
		1		3			1		5	11		14	2
118	465	262	185	2557	3	113	21	121	173	183	136	67	429

Pentyrch	Penylan	Plasnewydd	Radyr & Morganstown	Rhiwbina	Riverside	Rumney	Splott	St Mellons	Trowbridge	Whitchurch & Tongwynlais	ANNUAL TOTAL
					1						2
1				1	2						35
10	23	42	9	6	130	14	32	1	18	65	1562
6	18	16	5	17	14	38	14	1	51	31	498
											0
					1						6
		4		1	8	10			7	5	77
2	24	7	1	8	66	3	4		5	9	469
2	4	20	1	4	9	3	6		2	7	245
					2						18
		135			50	6	5		2	4	661
											1
									2		27
	4	5		1	1	2	3		1	1	48
		103				4	1			1	126
					2					1	4
2	39	252	1	6	120	33	187		22	26	2357
		1		1		1	1				25
1	2	16			13	3	120		8	5	4292
											4

11	58	1042	5	6	529	90	198	1	29	31	5849
	1	9			2				2		40
	2	14			7	2	1		2	5	119
1	1	1			1	1	1				148
					1						8
											1
				3	7						83
6	6	133				8	21		1	3	479
11	29	132	5	5	114	8	23		9	26	1086
9	14	2	6	5	50	22	24	1	41	19	517
											0
											0
		2								1	7
							1				2
											2
		3					1				144
											0
					1						1
					1						3
											3
2	37	68	4	15	34	9	17	2	3	11	422
1	1	2			3		2			3	33
	1	1	4		1			3		2	73
		2									2
65	264	2012	41	79	1170	257	662	9	203	258	19479

General Cases																										Monthly total							
	Adamsdown	Buteown	Caerau	Canton	Cathays	City Centre	Craigiau/St Fagans	Cyncoed	Ely	Fairwater	Gabalfa	Grangeown	Gwaelod-Y-Garth	Heath	Lisvane	Llandaff	Llandaff North	Llanishen	Llanrumney	Old St Mellons/Pontprennau	Pentwyn	Pentyrch	Penylan	Pleasantwydd	Radyr & Morganstown		Rhwbina	Riverside	Rumney	Spott	St Mellons	Trowbridge	Whitchurch & Tongwynlais
education	Commercial DOC/EDU Visit																										0						
	Dog Fouling Education																										3						
	Education Action	5	2	3	3	1			1	1	6	22		5	1		2	4	4			9	3	1	1	1	8	7		5	8	103	
	Education Packs cathays																										0						
	Flats																										0						
	LEQ Foot Patrol																										6						
Additional waste Collection service	Monitoring Location	2	12	9				1	3	1	8			1			1	2			1	5				6			1	1	54		
	Additional waste collection service																										10						
Storage of waste	Additional waste collection service																										0						
	Additional waste collection service PROACTIVE																										0						
	Front/Rear Garden Investigations	3	6	2					4	2	5	10					3	1			1		17			2				1	57		
	Street Letter (Frontage Advisory)																										2						
Waste presentation Investigation	PPDA 1949																										1						
	Section 215 Notice																										2						
	Statutory Nuisance - Accumulations																										0						
	Street Letter (Standard Warning)																										0						
	Litter Domestic Duty of care	22	1	2	3	6	1		2	1	1	5		1		1	2					19	2	8	20		9	3	12	1	122		
	Section 46 education / warning Domestic																										3						
	Section 46 Notice - Domestic	28			50					2	1	11			1						3		1				2	26			125		
	Section 46 Other Actions																										0						
	No evidence found in the waste - Domestic	66	3	6	13				15	9	5	116		2		6	2	2			8	3	89			55	4	11	1	3	419		
	No evidence found in the waste Commercial Litter Commercial Duty of care																										10						
	Section 47 Notice - Commercial																										5						
Section 47 Other Actions Commercial																										8							
Section 47 Education / Warning Commercial																										0							
Waste Transfer Note Request - commercial																										13							
Waste Carrier Licence Request - commercial																										1							
service requests received	No Waste Found visit undertaken	4	5	9				4	5	1	17					2	1	3		2		2	2	1		12	4		3	4	81		
	NEF - Flytipping	2		2				4	1	4			1		3	1	2	2	2	2	5	1	1		1	3	1	1	1	3	39		
	Vehicle Procedure Fly Tipping																										0						
FLY TIPPING	ST007 - Total Number of Incidents Investigated																										0						
	Litter - General																										1						
LITTER	Litter Smoking Related																										0						
	Litter Clearing Notice																										0						
	Street Litter Control																										8						
	Vehicle Procedures Smoking Litter From Vehicle																										0						
	Vehicle Procedures Litter From Vehicle																										0						
	Warning Littering	3			3	3																										9	
Highways	SKIP 137 Power To Remove Notice																										0						
	Skip 139 Notice	8	2	14		5	2	3	3	4	3	11	1	2	4	2	1						15	22	2	3	12	1	7	1	3	5	136
	Skip Registration																										0						
	Flyposting	2	3								1	1					1	1					1					4	6			20	
	A Frames																										2						
Totals	156	11	37	59	62	17	2	9	41	33	18	209	1	11	2	4	21	13	18	2	48	9	34	166	4	7	111	17	70	1	21	26	1240


General Cases																			Monthly total																	
	Adamsdown	Butetown	Caerau	Canton	Cathays	City Centre	Creigiau/St Fagans	Cyncoed	Ely	Fairwater	Gabalfa	Grangestown	Gwaelod-Y-Garff	Heath	Lisvane	Llandaff	Llandaff North	Llanishen		Llanrumney	Old St Mellons/Poniprennau	Pentwyn	Pentyrch	Penylan	Plasnewydd	Radyr & Morganstown	Rhwbina	Riverside	Rumney	Splott	St Mellons	Trowbridge	Whitchurch & Tongwynlais			
education	Commercial DOC/EDU Visit																																		0	
	Dog Fouling Education																																		1	
	Education Action	7	4	12	8			1	9	5	2	3					1				1	3			4	1	1	11			1	3	5		82	
	Education Action																																			0
	Education Packs cathays																																			0
	Flats																																			0
	LEQ Foot Patrol	1				1												1	1		1					1								2		8
Monitoring Location	1		4	3	1				5	2		3		1		1		2	2				3			1		2	1						32	
Additional waste collection service	Additional waste collection service									2		2														1		3								8
	Additional waste collection service PROACTIVE																																			0
Storage of waste	Front/Rear Garden Investigations	5		2	4	8			20		3	3						1	4					14			3	2		1	1				71	
	Street Litter (Frontage Advisory)																																			0
	PPDA 1949																																			0
	Section 215 Notice			1																				1												2
	Statutory Nuisance - Accumulations																																			0
Waste presentation investigation	Street Litter (Standard Warning)																																		0	
	Litter Domestic Duty of care	40		3	2	15	1		3	1	1	6	2		1		1		1	3	1	4		2	26		1	5	2	12	1				134	
	Section 46 education / warning Domestic																																1			1
	Section 46 Notice - Domestic	13									1	15						1				2		6				2	25						66	
	Section 46 Other Actions																																		0	
	No evidence found in the waste - Domestic	93	1	12	16	32			8	3	7	60		1		3	1	1				6	1	3	52	3	42	4	21		2			372		
	No evidence found in the waste Commercial	1			1																				7										9	
	Litter Commercial Duty of care								1			4																								5
	Section 47 Notice - Commercial			2			9					2	1											1												15
	Section 47 Other Actions Commercial																																			0
	Section 47 Education / Warning Commercial																																			0
	Waste Transfer Note Request	1	2		1	12	87					2							2				2	4			1	7	3						124	
	Waste Carrier Licence Request																																			0
service requests received	No Waste Found visit undertaken	7		3	4	7		1	1	6	4	8				1		3			2		1	1			9	2			1	3		64		
	NEF - Flytipping		4	2				1				2							5		1						3	2	2		2				24	
	Vehicle Procedure Fly Tipping																																			0
LITTER	ST007 - Total Number of Incidents Investigated																																		0	
	Litter - General																																			0
	Litter Smoking Related																																			0
	Litter Clearing Notice																																			0
	Street Litter Control																																			0
	Vehicle Procedures Smoking Litter From Vehicle																																			0
	Vehicle Procedures Litter From Vehicle																																			0
	Warning Littering	25																																		25
Highways	SKIP 137 Power To Remove Notice																																		0	
	Skip 139 Notice				1							1		1										3		1	2						8		17	
	Skip Registration																																			0
	Flyposting																																			0
	A Frames						4																													4
Totals	194	13	39	39	77	101	2	6	49	18	22	104	0	4	0	7	4	5	20	3	18	1	13	118	6	3	81	22	64	3	10	18	1064			

General Cases		Adamsdown	Buletown	Caerau	Canton	Cathays	City Centre	Craigiau/St Fagans	Cyncoed	Ely	Fairwater	Gabalfa	Grangeton	Gwaelod-Y-Garth	Heath	Lisvane	Llandaff	Llandaff North	Llanishen	Llanrumney	Old St Mellons/Pontprenau	Pentwyn	Pentyrch	Penylan	Pleasnewydd	Radyr & Morganstown	Rhiwbina	Riverside	Rumney	Spott	St Mellons	Trowbridge	Whitchurch & Tongwynlais	Monthly total	
		education	Commercial DOC/EDU Visit																																
Dog Fouling Education												1													1										2
Education Action	1		2	7	11	1			1	4		16						3		1		1	1		1	2	1		8		4		1	5	71
Education Action																																			0
Education Packs cathays																																			0
Flats																																			0
LEQ Foot Patrol												1													1				1						3
Additional waste collection service	Monitoring Location		2	1	1	2				2		10	1				1					1		1	6			2	1			1		32	
	Additional waste collection service PROACTIVE			3	4							2																4							13
Storage of waste	Additional waste collection service PROACTIVE										1																							1	
	Front/Rear Garden Investigations	7	1		1	28				1											2				40							1		81	
	Street Letter (Frontage Advisory)																																	0	
	PPDA 1949	1				2				1																								4	
Waste presentation Investigation	Section 215 Notice					12																	1	1										14	
	Statutory Nuisance - Accumulations																																		0
	Street Letter (Standard Warning)																																	0	
	Litter Domestic Duty of care	20		1	1	33	2		3	1		5						1	2	1			13	1	27		2	9	1	9		1	4	137	
	Section 46 education / warning Domestic					1																		1										2	
	Section 46 Notice - Domestic	9	2							1		10							1						3		13	1	23		2			65	
	Section 46 Other Actions																																	0	
	No evidence found in the waste - Domestic	76		8	25	67	2		2	8	6	4	99	1				1	2	1		1	12	1	43		47	2	23		3	3	437		
	No evidence found in the waste Commercial			1		1													1						1									4	
	Litter Commercial Duty of care					1							4																						5
	Section 47 Notice - Commercial																1																		2
	Section 47 Other Actions Commercial																																		0
	Section 47 Education / Warning Commercial					1																													1
	Waste Transfer Note Request - commercial	1	1		1	12	5						3	1											4		1					43		72	
Waste Carrier Licence Request - commercial																																		0	
service requests received	No Waste Found visit undertaken	3	4	3	9				3	8	1	1	12			1		1	3			1	7	3	4	2	1	8	1	4		2	82		
	NEF - Flytipping	4	1	3	4					3	1	1	4				1				1	1	1	1	2	1	5			2	1		38		
FLY TIPPING	Vehicle Procedure Fly Tipping																																	0	
	ST007 - Total Number of Incidents Investigated																																		0
	Litter - General																																		0
	Litter Smoking Related																																		0
	Litter Clearing Notice																																		0
	Street Litter Control																																		0
	Vehicle Procedures Smoking Litter From Vehicle																																		0
Highways	Vehicle Procedures Litter From Vehicle																																	0	
	Warning Littering																																		0
	Skip 139 Notice																																		0
	Skip Registration				7	15	2			1		4					1								2	14		5				2		53	
	Flyposting																																		0
Totals	A Frames										1					1																1		3	
	Totals				1	2	22					2												2										29	

General Cases	Offence																					Monthly total											
		Adamsdown	Bute town	Caerau	Canton	Cathays	City Centre	Creigiau/St Fagans	Cyncoed	Ely	Fairwater	Gabalfa	Grange town	Gwaelod-Y-Garth	Heath	Lisvane	Llandaff	Llandaff North	Llanishen	Llanrumney	Old St Mellons/Pontprenau		Pentwyn	Pentyrch	Penylan	Pleasantwood	Radyr & Morganstown	Rhiwbina	Riverside	Rumney	Splott	St Mellons	Trowbridge
education	Commercial DOC/EDU Visit																					0											
	Dog Fouling Education																					3											
	Education Action	10	6	11	1																					111							
	Education Action																					0											
	Education Packs cathays																					0											
	Flats																					6											
	LEQ Foot Patrol	1	2																					30									
Monitoring Location																					2												
Additional waste Collection service	Additional waste collection service																					10											
	Additional waste collection service PROACTIVE																					0											
Storage of waste	Front/Rear Garden Investigations	8																					46										
	Street Letter (Frontage Advisory)																					0											
	PPDA 1949																					1											
	Section 215 Notice																					10											
	Statutory Nuisance - Accumulations																					0											
Waste presentation Investigation	Street Letter (Standard Warning)																					0											
	Litter Domestic Duty of care	36	3	5	57																					226							
	Section 46 education / warning Domestic																					9											
	Section 46 Notice - Domestic	8	2	1	3																					40							
	Section 46 Other Actions																					2											
	No evidence found in the waste - Domestic	110	1	18	21	138	1	1	14	7	15	55	1	1	4	3	5	2	30	47	5	25	3	4			511						
	No evidence found in the waste Commercial																					8											
	Litter Commercial Duty of care																					16											
	Section 47 Notice - Commercial	1																					3										
	Section 47 Other Actions Commercial																					0											
	Section 47 Education / Warning Commercial																					0											
	Waste Transfer Note Request - commercial	2																					67										
	Waste Carrier Licence Request - commercial																					0											
	service requests received	No Waste Found visit undertaken	9	1	5	10																					62						
NEF - Flytipping		14	2	4	8	1	2	3	2	1	5																					70	
Vehicle Procedure Fly Tipping																						0											
LITTER	ST007 - Total Number of Incidents Investigated																					0											
	Litter - General																					0											
	Litter Smoking Related																					0											
	Litter Clearing Notice																					0											
	Street Litter Control																					0											
	Vehicle Procedures Smoking Litter From Vehicle																					0											
	Vehicle Procedures Litter From Vehicle																					0											
	Warning Littering																					3											
Highways	SKIP 137 Power To Remove Notice																					0											
	Skip 139 Notice																					3											
	Skip Registration																					0											
	Flyposting																					0											
	A Frames																					19											
Totals	199	4	42	68	231	20	4	1	43	27	22	##	0	43	1	12	3	2	12	30	22	1	7	132	2	2	119	11	51	1	11	22	1258

General Cases	Offence	Adamsdown	Butetown	Caerau	Canton	Cathays	City Centre	Creigiau/St Fagans	Cyncoed	Ely	Fairwater	Gabalfa	Grangetown
education	Commercial DOC/EDU Visit												
	Dog Fouling Education												
	Education Action												
	Education Action												
	Education Packs cathays												
	Flats												
	LEQ Foot Patrol												
	Montioning Location												
Additional waste Collection service	Additional waste collection service												
	Additional waste collection service PROACTIVE												
Storage of waste	Front/Rear Garden Investigations												
	Street Letter (Frontage Advisory)												
	PPDA 1949												
	Section 215 Notice												
	Statutory Nuisance - Accumulations												
waste presentation Investigation	Street Letter (Standard Warning)												
	Litter Domestic Duty of care												
	Section 46 education / warning Domestic												
	Section 46 Notice - Domestic												
	Section 46 Other Actions												
	No evidence found in the waste - Domestic												
	No evidence found in the waste Commercial												
	Litter Commercial Duty of care												
	Section 47 Notice - Commercial												

Waste	Section 47 Other Actions Commercial																		
	Section 47 Education / Warning Commercial																		
	Waste Transfer Note Request - commercial																		
	Waste Carrier Licence Request - commercial																		
services received	No Waste Found visit undertaken																		
FLY TIPPING	NEF - Flytipping																		
	Vehicle Procedure Fly Tipping																		
	ST007 - Total Number of Incidents Investigated																		
LITTER	Litter - General																		
	Litter Smoking Related																		
	Litter Clearing Notice																		
	Street Litter Control																		
	Vehicle Procedures Smoking Litter From Vehicle																		
	Vehicle Procedures Litter From Vehicle																		
	Warning Littering																		
Highways	SKIP 137 Power To Remove Notice																		
	Skip 139 Notice																		
	Skip Registration																		
	Flyposting																		
	A Frames																		
	Totals																		



General Cases		Adamsdown	Butetown	Caerau	Canton	Cathays	City Centre	Creigiau/St Fagans	Cyncoed
education	Commercial DOC/EDU Visit	1							
	Dog Fouling Education			5	5				
	Education Action	175	2	53	73	483	1	1	6
	Education Action	18		38	11	17	4	5	22
	Education Packs cathays								
	Flats	1	3		1				
	LEQ Foot Patrol	1		8	14	3	3		
	Montioring Location	29		31	51	1	3		7
Additional waste Collection service	Additional waste collection service	12		15	20	56	2		1
	Additional waste collection service PROACTIVE								
Storage of waste	Front/Rear Garden Investigations	58		15	25	209			1
	Street Letter (Frontage Advisory)								
	PPDA 1949	2				9			
	Section 215 Notice			2	3	6			1
	Statutory Nuisance - Accumulations					14			

Waste presentation Investigation	Street Letter (Standard Warning)				1				
	Litter Domestic Duty of care	460		1	37	555	12		16
	Section 46 education / warning Domestic					5			6
	Section 46 Notice - Domestic	256		6	3	3672	2		14
	Section 46 Other Actions			1					
	No evidence found in the waste - Domestic	1077		60	131	681	4	7	7
	No evidence found in the waste Commercial	6	3		2	5	3		
	Litter Commercial Duty of care	3	1	28	5	12	10	1	1
	Section 47 Notice - Commercial				1	1	137		
	Section 47 Other Actions Commercial						7		
	Section 47 Education / Warning Commercial						1		
	Waste Transfer Note Request - commercial	39				1			
	Waste Carrier Licence Request commercial	59		1	99	81	38	1	3
service requests recieved	No Waste Found visit undertaken	72		44	110	41	1	5	13
	NEF - Flytipping	12		5	35	15		6	4

FLY TIPPING	Vehicle Procedure Fly Tipping								
	ST007 - Total Number of Incidents Investigated								
LITTER	Litter - General	2		1					
	Litter Smoking Related								
	Litter Clearing Notice								
	Street Litter Control				8	1	126		
	Vehicle Procedures Smoking Litter From Vehicle								
	Vehicle Procedures Litter From Vehicle								
	Warning Littering								
Highways	SKIP 137 Power To Remove Notice		2			1			
	Skip 139 Notice	14		2	22	48	18		14
	Skip Registration	1		1		3	1		2
	Flyposting A Frames	19			3		2		
	Ward Totals	2317	11	317	660	5920	375	26	118

Ely	Fairwater	Gabalfa	Grangetown	Gwaelod-Y-Garth	Heath	Lisvane	Llandaff	Llandaff North	Llanishen	Llanrumney	Old St Mellons/Pontprennau	Pentwyn	Pentyrch	Penylan
6			6					2	3	4			1	
74	42	13	171		12	2	15	24	17	6	7	35	10	23
7	35		15		11	1	10	4	16	10	7	56	6	18
2	2	1					2	1	2	1	1	1		
29	12	5	76		6		8	9	30	11	3	29	2	24
26	13	3	9		3	2	4	4	5	3	3	6	2	4
		11	4									1		
43	17	9	45		12		2	9	2	6	1	5		
1														
3	3		5		1	1				1				
2	1	3	4				2		1		1	4		4
		1										2		

37	20	46	353		11	3	7	17	8	26	6	54	2	39
	1								3			6		
4	3	3	131		2			6	1	13	1	7	1	2
2							1							
123	53	48	1422		17	3	16	36	31	36	9	88	11	58
1			2		3							1		1
1	2	2	16		1				2	1				2
			1						1			1	1	1
		7	21				1	1		3				
	4				4		1	2	5			3	6	6
77	23	14	155		12	3	19	23	32	4	3	73	11	29
23	22	4	91	1	7	3	13	21	3	4	9	46	9	14

	1													
												1		
			1						1					
			5											
		1	1											
3	7	13	19	2	10	2	18	7	9	5	2	5	2	37
1		1	1		1		2	2		2		3	1	1
	1		3			1		5	11		14	2		1
465	262	185	2557	3	113	21	121	173	183	136	67	429	65	264

Plasnewydd	Radyr & Morganstown	Rhiwbina	Riverside	Rumney	Sploot	St Mellons	Trowbridge	Whitchurch & Tongwynlais	activity totals
			1						2
		1	2						35
42	9	6	130	14	32	1	18	65	1562
16	5	17	14	38	14	1	51	31	498
									0
			1						6
4		1	8	10			7	5	77
7	1	8	66	3	4		5	9	469
20	1	4	9	3	6		2	7	245
			2						18
135			50	6	5		2	4	661
									1
								2	27
5		1	1	2	3		1	1	48
103				4	1			1	126

			2					1	4
252	1	6	120	33	187		22	26	2357
1		1		1	1				25
16			13	3	120		8	5	4292
									4
1042	5	6	529	90	198	1	29	31	5849
9			2				2		40
14			7	2	1		2	5	119
1			1	1	1				148
			1						8
									1
		3	7						83
133				8	21		1	3	479
132	5	5	114	8	23		9	26	1086
2	6	5	50	22	24	1	41	19	517

									0
									0
2								1	7
					1				2
									2
3					1				144
									0
			1						1
			1						3
									3
68	4	15	34	9	17	2	3	11	422
2			3		2			3	33
1	4		1			3		2	73
2									2
2012	41	79	1170	257	662	9	203	258	19479

General Cases		Adamsdown	Butetown	Caerau	Canton	Cathays	City Centre	Creigiau/St Fagans	Cyncoed
	education	Commercial DOC/EDU Visit							
Dog Fouling Education									
Education Action									
Education Action									
Education Packs cathays									
Flats									
LEQ Foot Patrol									
Montioring Location									
Additional waste Collection service	Additional waste collection service								
	Additional waste collection service PROACTIVE								
Storage of waste	Front/Rear Garden Investigations								
	Street Letter (Frontage Advisory)								
	PPDA 1949								
	Section 215 Notice								
	Statutory Nuisance - Accumulations								

Waste presentation Investigation	Street Letter (Standard Warning)								
	Litter Domestic Duty of care								
	Section 46 education / warning Domestic								
	Section 46 Notice - Domestic								
	Section 46 Other Actions								
	No evidence found in the waste - Domestic								
	No evidence found in the waste Commercial								
	Litter Commercial Duty of care								
	Section 47 Notice - Commercial								
	Section 47 Other Actions Commercial								
	Section 47 Education / Warning Commercial								
	Waste Transfer Note Request - commercial								
	Waste Carrier Licence Request commercial								
service requests recieved	No Waste Found visit undertaken								
	NEF - Flytipping								

FLY TIPPING	Vehicle Proceedure Fly Tipping								
	ST007 - Total Number of Incidents Investigated								
LITTER	Litter - General								
	Litter Smoking Related								
	Litter Clearing Notice								
	Street Litter Control								
	Vehicle Proceedures Smoking Litter From Vehicle								
	Vehicle Proceedures Litter From Vehicle								
	Warning Littering								
Highways	SKIP 137 Power To Remove Notice								
	Skip 139 Notice								
	Skip Registration								
	Flyposting A Frames								
	Ward Totals								

Plasnewydd										
Radyr & Morganstown										
Rhiwbina										
Riverside										
Rumney										
Splott										
St Mellons										
Trowbridge										
Whitchurch & Tongwynlais										
activity totals										

General Cases		Adamsdown	Bute town	Caerau	Canton	Cathays	City Centre	Creigiau/St Fagans	Cyncoed	Ely	Fairwater	Gabalfa	Grange town	Gwaelod-Y-Garth	Heath	Lisvane	Llandaff	Llandaf North	Llanishen	Llanrumney	Old St Mellons/Pontprenau	Pentwyn	Pentyrch	Penylan	Plasnewydd	Radyr & Morgantown	Rhiwbina	Riverside	Rumney	Splott	St Mellons	Trowbridge	Whitchurch & Tongwynlais	Monthly total		
		education	Commercial DOC/EDU Visit																																	
Dog Fouling Education				1	1															1															3	
Education Action	5		2	3	3		1		1	1	6		22		5	1		2	4	4			9	3	1		1	1	8		7		5	8	103	
Education Packs cathays																																			0	
LEQ Foot Patrol					2		1											1							1			1							6	
Additional waste collection service	Monitoring Location	2		12	9				1	3	1		8		1			1	2				1	5				6			1	1		54		
	Additional waste collection service PROACTIVE			2	1					3	3													1											10	
Storage of waste	Front/Rear Garden Investigations	3		6	2					4	2	5	10					3		1		1			17			2					1	57		
	Street Letter (Frontage Advisory)																								2										2	
	PPDA 1949										1																	1							1	
	Section 215 Notice								1																			1							2	
Waste presentation Investigation	Statutory Nuisance - Accumulations																																		0	
	Street Letter (Standard Warning)																																		0	
	Litter Domestic Duty of care	22	1	2	3	6	1		2	1		1	5		1			1	2				19	2	8	20		9	3	12		1		122		
	Section 46 education / warning Domestic	3																																	3	
	Section 46 Notice - Domestic	28				50			2	1		11								1			3		1			2	26					125		
	Section 46 Other Actions																																		0	
	No evidence found in the waste - Domestic	66	3	6	13				15	9	5	116			2			6	2	2			8	3		89		55	4	11		1	3	419		
	No evidence found in the waste Commercial Litter Commercial Duty of care									1		1									1				1	6							1	10		
	Section 47 Notice - Commercial					2	6																						3						5	
	Section 47 Other Actions Commercial																																			0
	Section 47 Education / Warning Commercial																																			0
	Waste Transfer Note Request - commercial								1			1	2										1		3		1		2	2					13	
	Waste Carrier Licence Request - commercial					1																														1
service requests received	No Waste Found visit undertaken	4		5	9				4	5	1	17						2	1	3		2	2	2	1		12	4			3	4		81		
	NEF - Flytipping	2			2				4	1		4				1		3	1	2		2	5		1	1		1	3	1	1		1	3	39	
	Vehicle Procedure Fly Tipping																																			0
LITTER	ST007 - Total Number of Incidents Investigated																																		0	
	Litter - General																		1																1	
	Litter Smoking Related																																			0
	Litter Clearing Notice																																			0
	Street Litter Control	8																																		8
	Vehicle Procedures Smoking Litter From Vehicle																																			0
Highways	Vehicle Procedures Litter From Vehicle																																		0	
	Warning Littering	3				3	3																													9
	SKIP 137 Power To Remove Notice																																			0
	Skip 139 Notice	8	2		14		5	2	3	3	4	3	11	1	2		4	2	1					15	22		2	3	12	1	7	1	3	5	136	
	Skip Registration																																			0
Totals	Flyposting	2	3								1	1						1		1				1					4		6			20		
	A Frames											1													1										2	
	Totals	156	11	37	59	62	17	2	9	41	33	18	209	1	11	2	4	21	13	18	2	48	9	34	166	4	7	111	17	70	1	21	26	1240		

General Cases		Adamsdown	Butetown	Caerau	Canton	Cathays	City Centre	Creigiau/St Fagans	Cyncoed	Ely	Fairwater	Gabalfa	Grange town	Gwaelod-Y-Garth	Heath	Lisvane	Llandaff	Llandaff North	Llanishen	Llanrumney	Old St Mellons/Pontprenau	Pentwyn	Pentyrch	Penylan	Plasnewydd	Radyr & Morganstown	Rhwbina	Riverside	Rumney	Splott	St Mellons	Trowbridge	Whitchurch & Tongwynlais	Monthly total	
		education	Commercial DOC/EDU Visit																																
Dog Fouling Education																																			1
Education Action	7		4	12	8				1	9	5	2	3						1			1	3			4	1	1	11			1	3	5	82
Education Action																																			0
Education Packs cathays																																			0
Flats																																			0
LEQ Foot Patrol	1					1											1	1							1								2	8	
Monitoring Location	1		4	3	1				5	2		3			1		1		2	2				3	1		2	1						32	
Additional waste collection service	Additional waste collection service									2		2														1		3						8	
	Additional waste collection service PROACTIVE																																		0
Storage of waste	Front/Rear Garden Investigations	5		2	4	8			20		3	3							1	4					14			3	2		1	1		71	
	Street Letter (Frontage Advisory)																																		0
	PPDA 1949																																		0
	Section 215 Notice Statutory Nuisance - Accumulations			1																					1										2
Waste presentation Investigation	Street Letter (Standard Warning)																																	0	
	Litter Domestic Duty of care	40		3	2	15	1		3	1	1	6	2		1		1		1	3		1	4		2	26		1	5	2	12	1		##	
	Section 46 education / warning Domestic																																		1
	Section 46 Notice - Domestic	13								1		15							1			1	2		6				2	25				66	
	Section 46 Other Actions																																		0
	No evidence found in the waste - Domestic	93	1	12	16	32			8	3	7	60			1		3	1	1				6	1	3	52	3		42	4	21	2		##	
	No evidence found in the waste Commercial	1			1																					7									9
	Litter Commercial Duty of care								1			4																							5
	Section 47 Notice - Commercial		2			9						2	1												1										15
	Section 47 Other Actions Commercial																																		0
	Section 47 Education / Warning Commercial																																		0
	Waste Transfer Note Request	1	2		1	12	87					2										2			2	4			1	7	3			##	
	Waste Carrier Licence Request																																		0
service requests received	No Waste Found visit undertaken	7		3	4	7		1	1	6	4	8					1			3		2		1	1			9	2		1	3	64		
	NEF - Flytipping		4	2				1				2									5		1					3	2	2	2			24	
	Vehicle Procedure Fly Tipping																																		0
FLY TIPPING	ST007 - Total Number of Incidents Investigated																																	0	
	Litter - General																																		0
LITTER	Litter Smoking Related																																	0	
	Litter Clearing Notice																																		0
	Street Litter Control																																		0
	Vehicle Procedures Smoking Litter From Vehicle																																		0
	Vehicle Procedures Litter From Vehicle																																		0
	Warning Littering	25																																	25
	Warning Littering																																		0
Highways	SKIP 137 Power To Remove Notice											1			1									3			1	2					8		
	Skip 139 Notice																																		0
	Skip Registration																																		0
	Flyposting																																		0
	A Frames						4																												4
Totals	194	13	39	39	77	101	2	6	49	18	22	104	0	4	0	7	4	5	20	3	18	1	13	118	6	3	81	22	64	3	10	18	##		

General Cases		Adamsdown	Butetown	Caerau	Carlton	Cathays	City Centre	Creigiau/St Fagans	Cyncoed	Ely	Fairwater	Gabalfa	Grange town	Gwaelod-Y-Garth	Heath	Lisvane	Llandaff	Llandaff North	Llanishen	Llanrumney	Old St Mellons/Pontprenau	Pentwyn	Pentych	Penylan	Plasnewydd	Radyr & Morganstown	Rhwbina	Riverside	Rumney	Splott	St Mellons	Trowbridge	Whitchurch & Tongwynlais	Monthly total			
		education	Commercial DOC/EDU Visit																																	1	
Dog Fouling Education																																			1		
Education Action	5			4	7					7	6		6									6							9	1			1	3	5	60	
Education Action																																				0	
Education Packs cathays Flats																																				0	
LEQ Foot Patrol																										1										2	4
Additional waste Collection service	Monitoring Location	1		2	4						1		1												1			9							19		
	Additional waste collection service PROACTIVE				1					1															1											3	
Storage of waste	Additional waste collection service																																			0	
	Front/Rear Garden Investigations	4			40						1	3	3											1	17			4			1	1			75		
	Street Letter (Frontage Advisory) PPDA 1949																																			0	
	Section 215 Notice Statutory Nuisance - Accumulations	1																							1	3										4	
Waste presentation Investigation	Street Letter (Standard Warning)																																			0	
	Litter Domestic Duty of care	36	1		5	22	1					2	7										6	2	11			9	1	12	1				116		
	Section 46 education / warning Domestic																																			1	
	Section 46 Notice - Domestic	14		1	1					3			21										2		1			12	25						80		
	Section 46 Other Actions																																			0	
	No evidence found in the waste - Domestic	122	1	6	11	27			2	4		3	96		2			1		4		1	2	62	1	59	5	21		2					432		
	No evidence found in the waste Commercial											2													6											8	
	Litter Commercial Duty of care				1								1																							2	
	Section 47 Notice - Commercial					1	2																													3	
	Section 47 Other Actions Commercial																																				0
	Section 47 Education / Warning Commercial																																				0
	Waste Transfer Note Request - commercial	1	6			7	1					1	4												2					3						25	
	Waste Carrier Licence Request - commercial																																				0
	service requests received	No Waste Found visit undertaken	4	2	5	9			1	8	4		3						1				2	5	5	3		1	17				1	3		74	
NEF - Flytipping		10	1		6					2	2	1						1					4	1				4	1	2						37	
Vehicle Procedure Fly Tipping																																					0
FLY TIPPING	ST007 - Total Number of Incidents Investigated																																			0	
	Litter - General																												1								1
	Litter Smoking Related																																				0
	Litter Clearing Notice																																				0
	Street Litter Control																																				0
	Vehicle Procedures Smoking Litter From Vehicle																																				0
	Vehicle Procedures Litter From Vehicle																																				0
LITTER	Warning Littering																																				0
	SKIP 137 Power To Remove Notice																																				0
	Skip 139 Notice	4			13	8	2			3	1	3	4			3	1		2	3	3		3	1	8	19	5		9	2				8	105		
	Skip Registration																																				0
	Flyposting A Frames					1	50																			1			1								53
Highways	Totals	202	11	18	58	106	56	0	3	28	15	14	147	0	5	1	0	5	3	13	2	21	2	18	129	6	1	136	10	64	3	10	18	1105			

Fixed Penalties		Offence	FPN Amount	Total Issued	double calculation check Total	Income Total																				
LEQ TEAM	FPNS Litter and dog fouling	Dog fouling £80	£80.00	28	£0.00																					
		Litter - From Vehicle £80	£80.00	26	£0.00																					
		Litter - General Litter £80	£80.00	24	£0.00																					
		Litter - Smoking from Car £80	£80.00	138	£0.00																					
	Highways FPNs	Litter - Smoking related £80	£80.00	260	£0.00																					
		Skips breach of licenece £100	£100.00	6	£0.00																					
		Skips no licence	£100.00	1	£0.00																					
		A Boards £100	£100.00	0	£0.00																					
		Street Cafes £100	£100.00	0	£0.00																					
		Fly Posting £100	£100.00	0	£0.00																					
		Free distribution of Literature £100	£100.00	0	£0.00																					
Scaffolding	£100.00	0	£0.00																							
TOTAL LEQ TEAM				483	£0.00																					

WASTE TEAM		Offence	FPN Amount	Total Issued	double calculation check Total	Income Total																				
WASTE TEAM	Trolleys	AST	£75.00	1907	£0.00																					
	Waste FPNS	Section 46 Notice E100	£100.00	864	£0.00																					
		Section 47 notice E100	£100.00	158	£0.00																					
		Waste Transfer Note Request £300	£300.00	294	£0.00																					
		WTR & WCR £300	£300.00	1	£0.00																					
	Litter - Commercial DOC £80	£80.00	18	£0.00																						
		Litter - Domestic DOC £80	£80.00	258	£0.00																					
	Pay as you throw Domestic	MISC			£0.00																					
Pay as you throw Commercial	MISC			£0.00																						
Pay as you throw Clear Springs	MISC			£0.00																						
TOTAL WASTE TEAM				3400	£0.00	£0.00																				

General Cases		Offence	FPN Amount	Total Issued	double calculation check Total	Income Total																					
General Cases	education	Additional waste collection service																									
		Additional waste collection service PROACTIVE																									
		Commercial DOCE/EDU Visit																									
		Dog Fouling Education																									
		Education Action																									
		Education Action																									
	LITTER	Litter Commercial DOC																									
		Litter Domestic DOC																									
		Litter - General																									
		Litter Smoking Related																									
	NO EVIDENCE FOUND	Litter Clearing Notice																									
		Monitoring Location NEF - Commercial																									
	NOTICES	NEF - Domestic	NEF - Domestic																								
			NEF - Flytipping																								
		NO WASTE FOUND	No Waste Found visit undertaken																								
			PPDA 1949																								
			Section 215 Notice																								
			Section 46 - 1st Stage																								
			Section 46 Notice																								
		Vehicle Procedures ES	Section 46 Other Actions																								
			Section 47 Notice																								
			Section 47 Other Actions																								
			Section 47 Warning																								
			SKIP 137 Power To Remove Notice																								
			Skip 139 Notice																								
			Skip Registration																								
			Statutory Nuisance - Accumulations																								
			Street Litter (Frontage Advisory)																								
			Street Litter (Standard Warning)																								
	Vehicle Procedures ES	Street Litter Control																									
		Warning Littering																									
		Waste Transfer Note Request																									
		Waste Carrier Licence Request																									
Vehicle Procedures ES	Vehicle Procedures Smoking Litter From Vehicle																										
	Vehicle Procedures Litter From Vehicle																										
	Vehicle Procedure Fly Tipping																										
ST007 - Total Number of Incidents Investigated																											

		Offence	FPN Amount	Income Total	PAID		UNPAID		WAIVED		Legal left unpaid	unpaid FPNS legal	
LEQ TEAM	FPNS Litter and dog fouling	Dog fouling £80	£80.00										
		Litter - From Vehicle £80	£80.00										
		Litter - General Litter £80	£80.00										
		Litter - Smoking from Car £80	£80.00										
		Litter - Smoking related £80	£80.00										
	Highways FPNs	Skips breach of licenece £100	£100.00										
		Skips no licenece	£100.00										
		A Boards £100	£100.00										
		Street Cafes £100	£100.00										
		Fly Posting £100	£100.00										
		Free distriction of literature £100	£100.00										
			Scaffolding	£100.00									
TOTAL LEQ TEAM													

WASTE TEAM	Trolleys	AST	£75.00									
	Waste FPNS	section 46 Notice £100	£100.00									
		section 47 notice £100	£100.00									
		waste transfer note request £300	£300.00									
		WTN & WCR request £300	£300.00									
		Litter - Commercial DOC £80	£80.00									
	Litter - Domestic DOC £80	£80.00										
	Pay as you throw Domestic		MISC									
	Pay as you throw Commercial		MISC									
	Pay as you throw Clear Springs		MISC									
Admin costs to avoid prosecution		MISC										
TOTAL WASTE TEAM				£0.00	0	£0.00	0	£0.00	0	£0.00	0	£0.00

		Offence	FPN Amount	Income Total	PAID		UNPAID		WAIVED		Legal left unpaid	unpaid FPNS legal	
LEQ TEAM	FPNS Litter and dog fouling	Dog fouling £80	£80.00										
		Litter - From Vehicle £80	£80.00										
		Litter - General Litter £80	£80.00										
		Litter - Smoking from Car £80	£80.00										
		Litter - Smoking related £80	£80.00										
	Highways FPNs	Skips breach of licenece £100	£100.00										
		Skips no licenece	£100.00										
		A Boards £100	£100.00										
		Street Cafes £100	£100.00										
		Fly Posting £100	£100.00										
		Free distriction of literature £100	£100.00										
		Scaffolding	£100.00										
TOTAL LEQ TEAM													

WASTE TEAM	Trolleys	AST	£75.00									
	Waste FPNS	section 46 Notice £100	£100.00									
		section 47 notice £100	£100.00									
		waste transfer note request £300	£300.00									
		WTN & WCR request £300	£300.00									
		Litter - Commercial DOC £80	£80.00									
	Litter - Domestic DOC £80	£80.00										
	Pay as you throw Domestic		MISC									
	Pay as you throw Commercial		MISC									
	Pay as you throw Clear Springs		MISC									
Admin costs to avoid prosecution		MISC										
TOTAL WASTE TEAM				£0.00	0	£0.00	0	£0.00	0	£0.00	0	£0.00

		Offence	FPN Amount	Income Total	PAID		UNPAID		WAIVED		Legal left unpaid	unpaid FPNS legal	
LEQ TEAM	FPNS Litter and dog fouling	Dog fouling £80	£80.00										
		Litter - From Vehicle £80	£80.00										
		Litter - General Litter £80	£80.00										
		Litter - Smoking from Car £80	£80.00										
		Litter - Smoking related £80	£80.00										
	Highways FPNs	Skips breach of licenece £100	£100.00										
		Skips no licenece	£100.00										
		A Boards £100	£100.00										
		Street Cafes £100	£100.00										
		Fly Posting £100	£100.00										
		Free distriction of literature £100	£100.00										
			Scaffolding	£100.00									
TOTAL LEQ TEAM													

WASTE TEAM	Trolleys	AST	£75.00									
	Waste FPNS	section 46 Notice £100	£100.00									
		section 47 notice £100	£100.00									
		waste transfer note request £300	£300.00									
		WTN & WCR request £300	£300.00									
		Litter - Commercial DOC £80	£80.00									
	Litter - Domestic DOC £80	£80.00										
	Pay as you throw Domestic		MISC									
	Pay as you throw Commercial		MISC									
	Pay as you throw Clear Springs		MISC									
Admin costs to avoid prosecution		MISC										
TOTAL WASTE TEAM			£0.00		0	£0.00	0	£0.00	0	£0.00	0	£0.00

Education / Enforcement activities	2016- 17	April	May	June	Quarter 1	July	August
Total activity actions	31276				0		
Additional waste collection service	253				0		
Additional waste collection service PROACTIVE	7				0		
Commercial DOC/EDU Visit	2				0		
Dog Fouling Education	35				0		
Education Action	1588				0		
Education Action	581				0		
Education Packs cathays flats	3900				0		
	3				0		
Flyposting	82				0		
Front/Rear Garden Investigations	666				0		
LEQ Foot Patrol	89				0		
Litter Commercial DOC	94				0		
Litter Domestic DOC	2493				0		
Litter - General	8				0		
Litter smoking related	2				0		
Litter Clearing Notice	2				0		
Monitoring Location	482				0		
NEF - Commercial	38				0		
NEF- Domestic	5912				0		
NEF - Flytipping	542				0		
No Waste Found visit undertaken	1116				0		
PPDA 1949	26				0		
Section 215 Notice	58				0		
Section 46 1st Stage	27				0		
Section 46 Notice	4226				0		
Section 46 Other Actions	4				0		
Section 47 Notice	148				0		
Section 47 Other Actions	8				0		
Section 47 Warning	2				0		
SKIP 137 power to remove notice	1				0		
Skip 139 notice	434				0		
Skip registration	33				0		
Statutory Nuisance - Accumulations	127				0		
Street letter (frontage advisory)	1				0		
street letter (standard warning)	4				0		
Street Litter Control	2				0		
warning littering	41				0		
Waste Transfer Note Request	528				0		
Waste carrier licence request	1				0		
Vehicle procedures smoking litter from vehicle	267				0		
Vehicle procedures litter from vehicle	53				0		
vehcile procedure fly tipping	2				0		
ST007 - total no of incidents investigated	7388				0		
Total activity actions	31276						

Previous Year's Data

1. Total number of flytipping incidents recorded by Cardiff Council by month per year

	Q1			Q2			Q3			Q4			TOTALS
	APRIL	MAY	JUNE	JULY	AUG	SEPT	OCT	NOV	DEC	JAN	FEB	MAR	
2016 - 2017	668	608	638	762	761	649	682	577	485	747	651	730	7958
Quarterly	1914			2172			1744			2128			

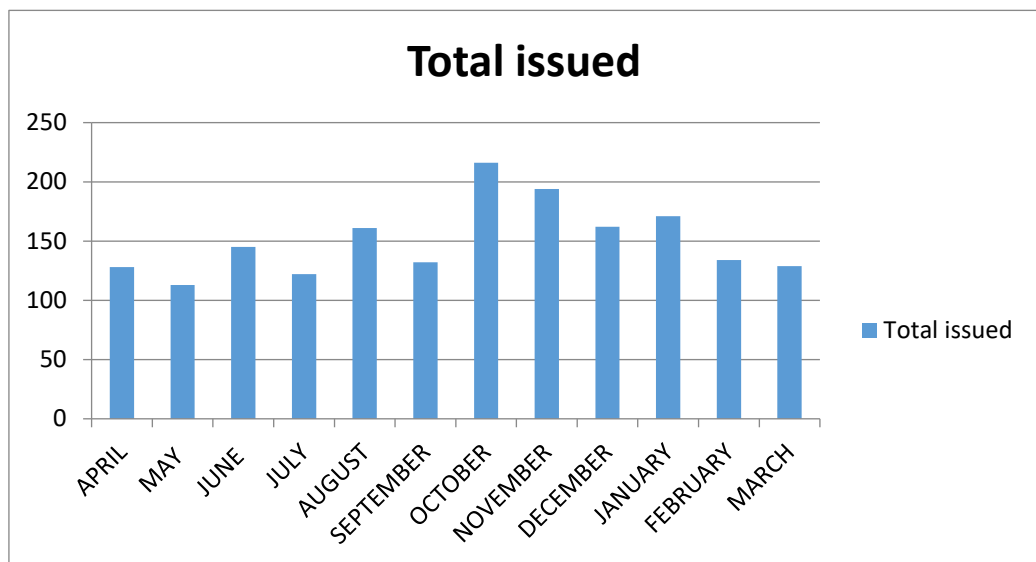
2. STS006 - Total Percentage of flytipping removals within 5 working days

	Q1			Q2			Q3			Q4			ANNUAL AVERAGE 0-5 days
	APRIL	MAY	JUNE	JULY	AUG	SEPT	OCT	NOV	DEC	JAN	FEB	MAR	
number of days	0-5	6-10	10+	0-5	6-10	10+	0-5	6-10	10+	0-5	6-10	10+	
2016 -17	97.91	1.2	0.89	98.16	0.78	1.06	98.57	0.97	0.46	98.78	0.8	0.42	98.36%

3. STS007 - Total number of flytipping incidents against which enforcement action has been taken

	Q1			Q2			Q3			Q4			TOTAL	ANNUAL AVERAGE % investigated
	APRIL	MAY	JUNE	JULY	AUG	SEPT	OCT	NOV	DEC	JAN	FEB	MAR		
2016 - 2017	634	581	609	741	718	614	668	572	457	685	515	594	7388	93.09%
Quarterly Total	1824			2073			1697			1794				
Percentage Investigated	95.30			95.44			97.31			84.30				

	Total issued	FPN Amount	Income Total	PAID		
APRIL	128	£75.00	£9,600.00	115	£8,625.00	13
MAY	113	£75.00	£8,475.00	108	£8,100.00	5
JUNE	145	£75.00	£10,875.00	144	£10,800.00	1
JULY	122	£75.00	£9,150.00	121	£9,075.00	1
AUGUST	161	£75.00	£12,075.00	160	£12,000.00	1
SEPTEMBER	132	£75.00	£9,900.00	105	£7,875.00	27
OCTOBER	216	£75.00	£16,200.00	205	£15,375.00	11
NOVEMBER	194	£75.00	£14,550.00	173	£12,975.00	21
DECEMBER	162	£75.00	£12,150.00	122	£9,150.00	40
JANUARY	171	£75.00	£12,825.00	105	£7,875.00	66
FEBRUARY	134	£75.00	£10,050.00	24	£1,800.00	110
MARCH	129	£75.00	£9,675.00	0	£0.00	129
Trollies	1807	£75.00	£135,525.00	1382	£103,650.00	425



JNPAID	Debt recovery	quarter totals	quarter paid	quarter unpaid
£975.00	0			
£375.00	0			
£75.00	0	386	£27,525.00	£1,425.00
£75.00	0			
£75.00	0			
£2,025.00	0	415	£28,950.00	£2,175.00
£825.00	0			
£1,575.00	0			
£3,000.00	0	572	£37,500.00	£5,400.00
£4,950.00	0			
£8,250.00	0			
£9,675.00	0	434	£9,675.00	£22,875.00
£31,875.00	0	1807	£103,650.00	£31,875.00